

The image shows a screenshot of the EXP Pharmaceutical Services Corp. website. At the top left is the company logo with the tagline "DIFFERENT & BETTER". To the right of the logo is a navigation menu with links for "About EXP", "Services", "Affiliates", "News & Media", and "Customer Resources". Further right are links for "Login | Search" and a Facebook icon. The main banner features a photograph of a man in a suit pointing at a whiteboard, with two other people looking on. The text "EXP Pharmaceutical Services Corp." and "The More You Know, the More You'll Love EXP" is displayed on the right side of the banner. Below the banner is a red promotional message: "SAVE up to 30% off current GPO pricing on 'NEW' repackaged Medical Devices! Learn more at EXP/DEVICES". The main content area is divided into two columns. The left column is titled "EXP Broadband of Services" and contains a paragraph of text. The right column is titled "EXP>Returns" and contains a paragraph of text. In the center, there is a graphic of a globe with several callout boxes pointing to different services: "EXP RETURNS", "EXP RECALL", "EXP DEVICES", "EXP INVENTORY", "EXP FLOORMATS", and "EXP RX DISPOSAL". The EXP logo is also present at the bottom right of the main content area.

EXP PHARMACEUTICAL SERVICES CORP.
"DIFFERENT & BETTER"

About EXP Services Affiliates News & Media Customer Resources Login | Search | Facebook

EXP Pharmaceutical Services Corp.

The More You Know, the More You'll Love EXP

SAVE up to 30% off current GPO pricing on "NEW" repackaged Medical Devices! Learn more at [EXP/DEVICES](#)

EXP Broadband of Services

EXP has been the dominant national provider for pharmaceutical reverse distribution since 1994. We regularly enhance our offerings as part of our ongoing growth, and at the requests of our customers. We now offer high-quality services in recall management, pharmaceutical inventory, specialty floor mats, pharma-waste disposal, and medical device renewal. Find out more about each of these below.

- [EXP RETURNS](#)
- [EXP RECALL](#)
- [EXP DEVICES](#)
- [EXP INVENTORY](#)
- [EXP FLOORMATS](#)
- [EXP RX DISPOSAL](#)

EXP>Returns

EXP's core business is pharmaceutical reverse distribution. 7 out of 10 hospitals trust EXP and we are proud to serve a significant number of DoD and DVA sites. More independent retailers utilize EXP than any other reverse distributor and over 80% of Long-Term-Care pharmacies are EXP customers. EXP's On-Site service is the Benchmark of Excellence in the returns industry. Find out more about your particular market segment and how EXP can assist you.

EXP PHARMACEUTICAL SERVICES CORP.

The screenshot shows the EXP Pharmaceutical Services Corp. web portal interface. At the top, there is a header with the EXP logo and navigation links for Account Number, Get Account, Tips & Tricks (NEW), and Help. Below the header, a 'Select Account' dropdown menu is set to '499-ABC HOSPITAL'. The main navigation bar includes 'EXPHAZID (NEW)', 'Credit Recovery Summary', 'Order Summary', 'EXPPlus Rapid Entry', and 'CK/CM Validation'. The left sidebar contains several sections: 'Profile' (with a dropdown arrow), 'Account Quick View' (with a dropdown arrow), 'Value Added Tracking' (with a dropdown arrow), and 'Search' (with a dropdown arrow). The 'Profile' section displays user information: Welcome: Kirk, Last Login: 07/02/2010 10:48, Default Account: 499, Name: ABC HOSPITAL, and Email: ***@expworld.com. The 'Account Quick View' section shows a table of orders with columns for Order # and % Received. The 'Value Added Tracking' section shows a list of financial items with their respective amounts. The 'Search' section includes a search input field and a 'To search for NDC click here (NEW)' link. Six blue callout boxes with white text and arrows point to specific features: 1. 'Tips & Tricks assists with managing all aspects of the return process' points to the 'Tips & Tricks (NEW)' link. 2. 'EXPHAZID provides identification of RCRA Hazardous Items' points to the 'EXPHAZID (NEW)' link. 3. 'Profile confirmation and ability to access Profile Edit Screen' points to the 'Profile' dropdown arrow. 4. 'Snapshot of recent updates to orders' points to the 'Account Quick View' dropdown arrow. 5. 'Maximum Pharmacy Benefit provided by EXP Value-Added Programs' points to the 'Value Added Tracking' dropdown arrow. 6. 'Always available listing of Indates stored at EXP' points to the 'Indates Stored' link in the Value Added Tracking section. 7. 'Enhanced search engine for NDC, EXPNC, CM, DMLSS, VistA, Dates and Orders' points to the 'To search for NDC click here (NEW)' link.

EXP PHARMACEUTICAL SERVICES CORP.

Account Number Get Account Tips & Tricks **NEW** Help

Select Account 499-ABC HOSPITAL

EXPHAZID **NEW** Credit Recovery Summary Order Summary EXPPlus Rapid Entry CK/CM Validation

Profile

Welcome : Kirk
Last Login : 07/02/2010 10:48
Default Account : 499
Name : ABC HOSPITAL
Email : ***@expworld.com

Account Quick View

Order #	% Received
2010-03	Pending
2010-02	Pending
2010-01	.49%
2008-03	Pending
2008-02	Pending

Value Added Tracking

Direct Mfr	\$3,847.14
Recalls	\$15,795.02
Indates	\$27,395.91
Exception	\$0.00
Indates Stored	\$2,146.22
Total	\$49,184.29

Search

To search for NDC [click here](#) **NEW**
EXPNC, start with EXPNC.
CM/CK#, start with CM #.
DMLSS, start with F.
SVCDate, date, format (mm/dd/yyyy)

Tips & Tricks assists with managing all aspects of the return process

EXPHAZID provides identification of RCRA Hazardous Items

Profile confirmation and ability to access Profile Edit Screen

Snapshot of recent updates to orders

Maximum Pharmacy Benefit provided by EXP Value-Added Programs

Always available listing of Indates stored at EXP

Enhanced search engine for NDC, EXPNC, CM, DMLSS, VistA, Dates and Orders

EXP PHARMACEUTICAL SERVICES CORP.
"DIFFERENT & BETTER"

Account Number Get Account Tips & Tricks NEW Help Desk

Select Account 499-ABC HOSPITAL

EXPHAZID NEW Credit Recovery Summary Order Summary EXPPlus Rapid Entry CK/CM Validation

Profile **PROFILE CHANGE**

Welcome : Kirk

Select Preferred Events

*KIRKH@EXPWORLD.COM
*Kirk
PHARMACY SUPPORT

Business Phone 636-922-3864 Ext.
Mobile 636-734-3559
FAX 636-922-3865

Subscribe events for 499

Select	Notification
<input type="checkbox"/>	Service Event
<input type="checkbox"/>	Order Received
<input type="checkbox"/>	Order Processed
<input type="checkbox"/>	Credit Posted

To add an account, please notify the Help Desk with your request. For security purposes, account access is validated through the Main Point of Contact for your facility.

Account Quick View

Order #	% Received
2010-01	79.04%
2009-04	91.92%
2009-03	111.96%
2008-01	82.89%
2009-01	58.4%

Value Added Tracking

Direct Mfr	\$15,082.87
Recalls	\$1,543.18
Indates	\$7,678.24
Exception	\$0.00
Indates Stored	\$154.21
Total	\$24,458.50

Search
EXP Search

To search for NDC click here. NEW
EXPNC, start with EXPNC.
CM/CK#, start with CM #.

Accounts Assigned to This Profile

Make Default	Account	Custom ID	Subscribe Events
<input type="radio"/>	0		Events
<input checked="" type="radio"/>	102		Events
<input type="radio"/>	270		Events
<input type="radio"/>	390		Events
<input type="radio"/>	462		Events
<input type="radio"/>	463		Events
<input type="radio"/>	487		Events
<input type="radio"/>	499		Events
<input type="radio"/>	648		Events

EXP PHARMACEUTICAL SERVICES CORP.
"DIFFERENT & BETTER"

Account Number Get Account Data Delivery Portal Tutorial Tips & Tricks **NEW** Help Desk

Select Account **499-ABC HOSPITAL**

CREDIT RECOVERY SUMMARY

Order Number	Credit Memos	ARV	Amount Credited	WMR	No. of Mfrs	WCE	No. of Entries	% Received
499-2012-1	CK/CM #	\$2,512.01	\$2,296.58	\$28.25	2 of 5	\$1,712.49	5 of 5	91.42 %
499-2011-7	CK/CM #	\$2,839.02	\$2,528.61	\$0.00	0 of 9	\$1,717.74	7 of 7	89.07 %
499-2011-6	CK/CM #	\$1,740.26	\$1,696.95	\$0.00	0 of 9	\$339.63	6 of 6	97.51 %
499-2011-5	CK/CM #	\$4,531.27	\$4,512.31	\$0.00	0 of 13	\$2,315.56	7 of 7	99.58 %
499-2011-4	CK/CM #	\$1,990.79	\$2,048.26	\$0.00	0 of 8	\$373.36	7 of 7	102.89 %
499-2011-3	CK/CM #	\$2,105.19	\$0.00	\$0.00	0 of 0	\$2,105.19	1 of 1	0.0 %
499-2011-2	CK/CM #	\$23,232.71	\$20,543.34	\$0.00	0 of 0	\$0.00	0 of 0	0.0 %
499-2011-1	CK/CM #	\$24,160.67	\$23,811.94	\$0.00	0 of 0	\$0.00	0 of 0	0.0 %
499-2010-6	CK/CM #	\$8,764.09	\$7,561.73	\$0.00	0 of 0	\$0.00	0 of 0	0.0 %
499-2010-5	CK/CM #	\$19,480.65	\$19,761.54	\$0.00	0 of 32	\$11,521.30	17 of 17	101.44 %
499-2010-4	CK/CM #	\$20,735.31	\$19,308.08	\$0.00	0 of 30	\$0,000.00	10 of 31	93.12 %
499-2010-3	CK/CM #	\$12,096.97	\$10,644.47	\$0.00	0 of 0	\$0.00	0 of 0	87.99 %
499-2010-2	CK/CM #	\$19,129.84	\$19,510.90	\$0.00	0 of 0	\$0.00	0 of 0	101.99 %
499-2010-1	CK/CM #	\$9,802.87	\$9,608.10	\$0.00	0 of 13	\$610.29	11 of 11	100.05 %
499-2009-7	CK/CM #	\$38,663.79	\$35,694.18	\$0.00	0 of 40	\$20,907.91	13 of 13	92.32 %
499-2009-6	CK/CM #	\$860.00	\$860.00	\$0.00	0 of 3	\$860.00	3 of 3	86.87 %
499-2009-5	CK/CM #	\$8,378.00	\$8,378.00	\$0.00	0 of 15	\$8,378.00	5 of 15	98.9 %
499-2009-4	CK/CM #	\$10,150.00	\$10,150.00	\$0.00	0 of 9	\$10,150.00	9 of 9	95.31 %
499-2009-3	CK/CM #	\$27,689.73	\$28,884.45	\$0.00	0 of 41	\$1,837.64	12 of 12	104.31 %
499-2009-2	CK/CM #	\$0.00	\$0.00	\$0.00	0 of 30	\$3,649.91	15 of 15	92.59 %
499-2009-1	CK/CM #	\$0.00	\$0.00	\$0.00	0 of 52	\$12,209.71	13 of 13	99.81 %
499-2008-7	CK/CM #	\$0.00	\$0.00	\$0.00	0 of 10	\$138.78	3 of 3	91.72 %
499-2008-6	CK/CM #	\$8,993.91	\$9,453.27	\$0.00	0 of 25	\$1,850.82	8 of 8	105.11 %
499-2008-5	CK/CM #	\$10,617.96	\$10,515.29	\$0.00	0 of 17	\$5,846.63	10 of 10	99.03 %
499-2008-4	CK/CM #	\$8,489.81	\$0.00	\$0.00	0 of 0	\$8,489.81	1 of 1	0.0 %

Account Quick View

Order #	% Received
11-01	91.42%
11-07	89.07%
11-08	97.51%
11-05	99.58%
11-04	102.89%

Value Added Tracking

Category	Amount
Direct Mfr	\$25,252.82
Recalls	\$48,421.31
Indates	\$47,783.14
Exception	\$10,595.01
Indates Stored	\$2,860.17
Total	\$134,712.45

Search

EXP Search

Search for NDC [click here](#) **NEW**

PNC, start with EXPNC.

M/CK#, start with CM #.

Tracking# starts with any number.

CDate date format (mm/dd/yyyy)

Order Number ex: 499-2009-1



EXP PHARMACEUTICAL SERVICES CORP.
"DIFFERENT & BETTER"

Account Number Get Account

Select Account **499-ABC HOSPITAL**

[Data Delivery Portal Tutorial](#)
[Tips & Tricks](#)
[Help Desk](#)

EXPHAZID

Kirk

05/04/12 09:18

Account 499

ABC HOSPITAL


***@expworld.com

ORDER SUMMARY For 499-2011-7 [GO](#)

Manufacturer	Credit Type	Status	Document	ARV	Amount Credited
GLENMARK PHARMACEUTICALS INC., USA					
GLENMARK PHARMACEUTICALS INC., USA	CAP	REC'D	CM # 431259	209.95	\$ 158.27
HOSPIRA, INC.					
HOSPIRA, INC.		RECALL	EXPNC02155403	100.36	\$ 100.36
MERCK & CO., INC.					
MERCK & CO., INC.	NON-CAP	WCE	EXPNC02155402	1,245.40	\$ 1,245.40
NOVARTIS PHARMACEUTICALS CORPORATIO					
NOVARTIS PHARMACEUTICALS CORPORA	NON-CAP	WCE	EXPNC02155405	5.13	\$ 5.13
PFIZER PHARMACEUTICALS					
PFIZER U.S. PHARMACEUTICALS GROUP	CAP	REC'D	CM # 431259	5.54	\$ 4.18
ROXANE LABORATORIES, INC.					
ROXANE LABORATORIES, INC.	NON-CAP	WCE	EXPNC02155408	7.25	\$ 7.25
TEVA PHARMACEUTICALS USA					
IVAX PHARMACEUTICALS, INC.	CAP	REC'D	CM # 431259	11.86	\$ 0.91
SIDMAK LABORATORIES INC.	CAP	REC'D	CM # 431259	47.61	\$ 3.65
WATSON PHARMA, INC.					
WATSON PHARMA, INC.	CAP	REC'D	CM # 431259	671.31	\$ 506.06

Order Date: 11/09/2011	ARV	Amount Credited
TOTAL CAP	\$ 1,121.28	\$ 810.87
TOTAL EXPPLUS	\$ 1,617.38	\$ 1,617.38
TOTAL RECALL	\$ 100.36	\$ 100.36
TOTAL	\$ 2,839.02	\$ 2,528.61

Every Order is Totaled for Easy Reference



Account Number

 Tips & Tricks NEW
 Help Desk

 Log

Select Account 102-REGIONAL MEDICAL CENTER OF SAN JOSE

EXPHAZID NEW
Credit Recovery Summary
Order Summary
EXPPlus Rapid Entry
CK/CM Validation
Reports

Profile

Welcome : Kirk

Last Login : 07/03/2010 05:52

Default Account : 102

Name : REGIONAL MEDICAL CENTER O

Email : ***@expworld.com

Account Quick View

Order #	% Received
2010-01	79.04%
2009-04	92%
2009-03	111.96%
2009-02	103.98%
2009-01	58.4%

Value Added Tracking

Direct Mfr	\$15,082.87
Recalls	\$1,543.18
Indates	\$7,678.24
Exception	\$0.00
Indates Stored	\$154.21
Total	\$24,458.50

Search

To search for NDC [click here](#) NEW

EXPNC, start with EXPNC.
 CM/CK#, start with CM #.
 DMLSS, start with F.
 SVCDate date format (mm/dd/yyyy)
 Order Number eg. 499-2009-1

ORDER SUMMARY

For 102-2009-4

Manufacturer	Credit Type	Status	Document	ARV	Value Credited	Amount Received																								
Bausch & Lomb Pharmaceuticals, Inc.																														
Bausch & Lomb Pharmaceuticals, Inc.	CAP	RECD	CM # 100020717	\$ 48.30	\$ 40.70	\$ 39.68																								
Baxter Anesthesia & Critical Care																														
Baxter Anesthesia & Critical Care	NON-CAP	WCE	EXPNC01376043	\$ 77.19	\$ 77.19	\$ 77.19																								
Bedford Laboratories																														
Bedford Laboratories	CAP	RECD	CM # 100017415	\$ 270.97	\$ 214.88	\$ 209.51																								
Bristol-Myers Squibb Company																														
Apotheccon Products	NON-CAP	WCE	EXPNC01376044	\$ 5.17	\$ 5.17	\$ 5.17																								
Cura Pharmaceutical Company, Inc.																														
Aventis Pasteur Inc.	CAP	RECD	CM # 100017415	\$ 524.76	\$ 202.67	\$ 197.60																								
Cura Pharmaceutical Company, Inc.	CAP	RECD	CM # 100017415	\$ 1.42	\$ 1.75	\$ 1.71																								
EtheX Corporation																														
EtheX Corporation	RECALL	WCE	EXPNC01376042	\$ 21.33	\$ 21.33	\$ 21.33																								
<table border="1" style="width: 100%; border-collapse: collapse; font-size: x-small;"> <thead> <tr> <th>NDC</th> <th>Type</th> <th>P/F</th> <th>Name</th> <th>Lot No.</th> <th>Exp. Date</th> <th>Qty</th> <th>ARV</th> </tr> </thead> <tbody> <tr> <td>58177088656</td> <td>CII</td> <td>P</td> <td>MORPHINE SULFATE</td> <td>82533</td> <td>06/30/2009</td> <td>17</td> <td>\$ 21.33</td> </tr> <tr> <td colspan="7">TOTAL</td> <td>\$ 21.33</td> </tr> </tbody> </table>							NDC	Type	P/F	Name	Lot No.	Exp. Date	Qty	ARV	58177088656	CII	P	MORPHINE SULFATE	82533	06/30/2009	17	\$ 21.33	TOTAL							\$ 21.33
NDC	Type	P/F	Name	Lot No.	Exp. Date	Qty	ARV																							
58177088656	CII	P	MORPHINE SULFATE	82533	06/30/2009	17	\$ 21.33																							
TOTAL							\$ 21.33																							
EtheX Corporation	RECALL	WCE	EXPNC01376045	\$ 2.96	\$ 2.96	\$ 2.96																								

Order Date: 10/20/2009	ARV	Value Credited	Amount Received
TOTAL CAP	\$ 2,862.93	\$ 2,547.54	\$ 2,483.85
TOTAL EXPPLUS	\$ 1,849.09	\$ 1,849.09	\$ 1,849.09
TOTAL RECALL	\$ 24.29	\$ 24.29	\$ 24.29



EXP PHARMACEUTICAL
SERVICES
CORP.
"DIFFERENT & BETTER"

Account Number Get Account NEW

Select Account **499-ABC HOSPITAL**

EXPHAZID NEW

Profile

Welcome: Kirk
Last Login : 05/04/12 09:18
Default Account : 499
Name : ABC HOSPITAL
Email : ***@expworld.com

Account Quick View

Order #	% Received
2012-01	91.42%
2011-07	89.07%
2011-06	97.51%
2011-05	99.58%
2011-04	102.89%

Value Added Tracking

Direct Mfr	\$25,252.82
Recalls	\$48,421.31
Indates	\$47,783.14
Exception	\$10,595.01
Indates Stored	\$2,860.17
Total	\$134,712.45

Search

EXP Search

To search for NDC click here. NEW
EXPNC, start with EXPNC.
CM/CK#, start with CM #.
Tracking# starts with any number.
SVCDate date format (mm/dd/yyyy)
Order Number ex. 499-2009-1

Credit Recovery Summary **Order Summary** EXPPlus Rapid Entry CK/CM Validation

ORDER SUMMARY For 499-2011-7

Manufacturer	Credit Type	Status	Document	ARV	Am
[-] GLENMARK PHARMACEUTICALS INC., USA					
[+] GLENMARK PHARMACEUTICALS INC., USA	CAP	REC'D	CM # 431259	209.95	
[-] HOSPIRA, INC.					
[+] HOSPIRA, INC.		RECALL	EXPNC02155403	100.36	
[-] MERCK & CO., INC.					
[+] MERCK & CO., INC.	NON-CAP	WCE	EXPNC02155402	1,245.40	
[-] NOVARTIS PHARMACEUTICALS CORPORATIO					
[+] NOVARTIS PHARMACEUTICALS CORPOR	NON-CAP	WCE	EXPNC02155405	5.13	
[-] PFIZER PHARMACEUTICALS					
[+] PFIZER U.S. PHARMACEUTICALS GROUP	CAP	REC'D	CM # 431259	5.54	
[-] ROXANE LABORATORIES, INC.					
[+] ROXANE LABORATORIES, INC.	NON-CAP	WCE	EXPNC02155408	7.25	
[-] SIDMAK LABORATORIES INC.					
[+] SIDMAK LABORATORIES INC.	CAP	REC'D	CM # 431259	47.61	
[-] WATSON PHARMA, INC.					
[+] WATSON PHARMA, INC.	CAP	REC'D	CM # 431259	671.31	

Links can be selected to go immediately to Credit Memo Summary

Order Date: 11/09/2011	ARV
TOTAL CAP	\$ 1,121.28
TOTAL EXPPLUS	\$ 1,617.38
TOTAL RECALL	\$ 100.36
TOTAL	\$ 2,839.02

EXP PHARMACEUTICAL SERVICES CORP.
"DIFFERENT & BETTER"

Account Number: [] Get Account [] Data Delivery Portal Tutorial [] Tips & Tricks [] Help Desk

Select Account: **499-ABC HOSPITAL**

EXPHAZID | Credit Recovery Summary | **Order Summary** | EXPPlus Rapid Entry | CK/CM Validation | Report

ORDER SUMMARY For 499-2011-7 [GO]

Check Number / Credit Memo Detail

CK/CM #	CK/CM # Dats	REF #	EXPCH11031-35352	ORDER #	3405-2011-7
Manufacturer					
				Amount	
AKORN-STRIDES				\$ 89.96	
ASTRA ZENECA				\$ 20.19	
BAUSCH & LOMB PHARMACEUTICALS, INC.				\$ 11.53	
GLENMARK PHARMACEUTICALS INC. USA				\$ 158.27	
PFIZER PHARMACEUTICALS				\$ 4.18	
SANDOZ, INC.				\$ 16.11	
TEVA PHARMACEUTICALS USA				\$ 4.56	
WATSON PHARMA, INC.				\$ 506.06	
				Amount Credited	\$ 810.87
				EXP Fees	\$ 262.81
				Check Amount or Credit Posted to WS Acct	\$ 548.26
Summary				Total Credits	\$ 810.87
				Total EXP Fees	\$ 262.81
				Total CK/CM Amount	\$ 548.26

Callout 1: All pertinent information is displayed to locate Credit Memo in wholesaler account.

Callout 2: Complete transparency of fees as well as total amount deposited into wholesaler account.

Buttons: Close Window | Print Credit Memo

EXP PHARMACEUTICAL SERVICES CORP.

Account Number Get Account Tips & Tricks **NEW** Help

Select Account **499-ABC HOSPITAL**

EXPHAZID **NEW** | Credit Recovery Summary | Order Summary | **EXPPlus Rapid Entry** | CK/CM Validation

Profile

Welcome : Kirk
 Last Login : 07/03/2010 05:52
 Default Account : 499
 Name : ABC HOSPITAL
 Email : **@expworld.com

Account Quick View

Order #	% Received
2010-01	79.04%
2009-04	92%
2009-03	111.96%
2009-02	103.98%
2009-01	58.4%

Value Added Tracking

Direct Mfr	\$15,082.87
Recalls	\$1,543.18
Indates	\$7,777.77
Exception	
Indates Stored	
Total	\$24,403.82

Search

To search for NDC [click here](#).
 EXPNC, start with EXPNC.
 CM/CK#, start with CM #.
 DMLSS, start with F.
 SVCDate date format (mm/dd/yyyy)
 Order Number eg. 499-2009-1

EXPPLUS RAPID ENTRY

EXPNC # Enter the Number Portion Only

MFR

Order #

[Display all](#)

EXPNC#	Order Number	Manufacturer	ARV	CK/CM #	CK/CM Date	Amount
EXPNC01324558	499-2009-3	GLAXO SMITHKLINE PHARMACEUTICALS	\$242.24			
EXPNC01324560	499-2009-3	ROXANE LABORATORIES, INC.	\$431.05			
EXPNC01376047	499-2009-4	ETHEX CORPORATION	\$21.33	123456	12/06/2009	\$17.55
EXPNC01376046	499-2009-3	GLAXO SMITHKLINE PHARMACEUTICALS	\$811.17			
EXPNC01376047	499-2009-3	QOL MEDICAL, INC.	\$938.34			
EXPNC01376048	499-2009-4	ROXANE LABORATORIES, INC.	\$17.21			
EXPNC01560129	499-2009-3	BAXTER ANESTHESIA & CRITICAL CAR	\$237.12			
EXPNC01560130	499-2009-3	BOEHRINGER INGELHEIM PHARMACEUT	\$185.54			
EXPNC01560130	499-2009-4	ROXANE LABORATORIES, INC.	\$141.73			
EXPNC01560134	499-2009-3	MERCK & CO., INC.	\$311.35			
EXPNC01560135	499-2009-3	TEVA PHARMACEUTICALS USA	\$2.33			
EXPNC01560136	499-2009-4	BEDEFORD LABORATORIES	\$15.60			

Search function provided is EXPNC number is known.

Search function provided if only MFR and Order # are known.

Enter EXPNC information for Total Accountability available from EXP!

EXP PHARMACEUTICAL SERVICES CORP.
"DIFFERENT & BETTER"

Account Number Get Account Data Delivery Portal Tutorial Tips & Tricks Help Desk

Select Account **499-ABC HOSPITAL**

EXPHAZID Credit Recovery Summary Order Summary EXPPlus Rapid Entry **CK/CM Validation** Reports

CHECK NUMBER/CREDIT MEMO VALIDATION

Validate	Check Number / Credit Memos	Order Number	CK/CM Date	Amount
<input type="checkbox"/>	218770	3405-2010-2	08/12/2010	\$ 9773.36
<input type="checkbox"/>	207872	3405-2009-2	07/13/2010	\$ 383.89
<input type="checkbox"/>	189240	3405-2010-1	05/18/2010	\$ 8021.40
<input type="checkbox"/>	189263	3405-2009-7	05/18/2010	\$ 11646.03
<input type="checkbox"/>	170093	3405-2009-6	03/24/2010	\$ 293.61
<input type="checkbox"/>	169446	3405-2009-1	03/23/2010	\$ 2551.36
<input type="checkbox"/>	151788	3405-2009-5	01/26/2010	\$ 3061.59
<input type="checkbox"/>	151804	3405-2009-5	01/26/2010	\$ 7.44
<input type="checkbox"/>	139274	3405-2009-4	12/16/2009	\$ 3476.74
<input type="checkbox"/>	136439	3405-2007-6	12/08/2009	\$ 318.55
<input type="checkbox"/>	126282	3405-2007-5	11/02/2009	\$ 13565.43
<input type="checkbox"/>	124182	3405-2007-5	10/26/2009	\$ 1.20
<input type="checkbox"/>	122927	3405-2009-3		
<input type="checkbox"/>	110093	3405-2008-2		
<input type="checkbox"/>	107911	3405-2009-2	08/26/2009	\$ 4214.64
<input type="checkbox"/>	85482	3405-2009-1	06/11/2009	\$ 14136.15
<input type="checkbox"/>	65047	3405-2008-7	04/02/2009	\$ 828.31
<input type="checkbox"/>	51371	3405-2008-6	02/04/2009	\$ 6289.34
<input type="checkbox"/>	39719	3405-2008-3	12/15/2008	\$ 287.03
<input type="checkbox"/>	39719	3405-2008-3		\$ 30519.94
<input type="checkbox"/>	39719	3405-2008-3		\$ 3452.69
<input type="checkbox"/>	30			\$ 16087.09
<input type="checkbox"/>	29814	3405-2008-2	11/04/2008	\$ 71.48
<input type="checkbox"/>	19614	3405-2008-1	08/18/2008	\$ 7477.74

Allows customer to check portal information against Wholesaler credits.

Check box when Credit Memo information is validated.

Many current customers use this to track their spending of credits within allotted time frames.

EXP PHARMACEUTICAL SERVICES CORP.
"DIFFERENT & BETTER"

Account Number Get Account Data Delivery Portal Tutorial Tips & Tricks Help Desk

Select Account **499-ABC HOSPITAL**

ORDER DOCUMENTS Complete set of reports for every order!

Order Number	Document
499-2012-1	Returned Non Schedule Drugs
499-2011-7	Recall Report
499-2011-6	Processed Indates
499-2011-5	Returned Drug Summary
499-2011-4	Non Schedule Waste
499-2011-3	Invoice Reports
499-2011-2	Certificate of Destruction
499-2011-1	All Inclusive Order Document (MS Excel)
499-2010-6	Order Detail Report
499-2010-5	
499-2010-4	

ACCOUNT REPORTS Reports to manage returns process for individual or multiple accounts.

Acct. - Custom ID	Report
3405	All Inclusive Rollup (MS Excel)
3407	Acct Non-Creditworthy Qty (By Reason Code)
3445	Acct Non-Creditworthy Val (By Reason Code)
3454	Acct Return Comparison
3460	Acct Scheduled Product Report
3468	Acct Usage Report
3534	Indate Storage
3733	MFR Creditworthy Qty
3803	MFR Creditworthy Val
3864	MFR Non-Creditworthy Qty
3976	MFR Non-Creditworthy Val

A list of all active Rx Recalls

EXPHAZID Credit Recovery Summary Order Summary EXPPlus Rapid Entry CK/CM Validation Reports

Account Quick View

Order #	% Received
-01	91.42%
-07	89.07%
-08	97.51%
-05	99.58%
-04	102.89%

New Added Tracking

Product Mfr	Amount
...	\$25,252.82
...	\$48,421.31
...	\$47,783.14
...	\$10,595.01
...	\$2,860.17
Total	\$134,712.45

Search

Search for NDC [click here](#)

NC, start with EXPNC.

CK#, start with CM #.

King# starts with any number.

Date date format (mm/dd/yyyy)

Number eg. 499-2008-1

Returned Non-Schedule Drug Report

Page: 1 of 3



48021 Warm Springs Blvd.
Fremont, CA 94539
Phone : (800) 350-0397
(510) 476-0909
Fax : (510) 933-1470
DEA # : RE0190188

Date: 01/10/2008
Order#: EXP-499-2008-1
Pickup Date: 01/04/2008

Customer: ABC HOSPITAL
10 HOSPITAL LANE
ANYTOWN, CA 01234
Site: ABC HOSPITAL
DEA#: RE0190188
W/S: ABC WHOLESALER, ABC CITY
12345 WHOLESALER ST.,, ABC CITY, CA 90000

NDC	Rx	Strength	Size	Form	Product Name	Lot Number	Exp. Date	Quantity		Price	Total
								Partial	Full		
AKORN, INC.											
17478021612	RX	0.1%		00001	SOL AK-CON	81054F	02/28/07		3.0	7.13	14.97
17478028435	RX	3 MG/GM		00001	OIN GENTAK	4C27A	02/28/08		5.0	14.60	51.10
17478070102	RX	25 MG		00001	KIT IC-GREEN ANGIOGRAPHY	CGN25	03/31/08		3.0	635.95	1,335.50
AKORN, INC. TOTAL:										\$1,401.57	
ALLERGAN, INC.											
11980077905	RX	0.3%		00001	SOL OCUFLOX	29937	02/28/07		4.0	34.55	96.74
ALLERGAN, INC. TOTAL:										\$96.74	
APOTHECON PRODUCTS											
00003029320	RX	40 MG/ML		00001	SUS KENALOG-40	3A71164	01/31/07		3.0	31.48	66.11
00003029320	RX	40 MG/ML		00001	SUS KENALOG-40	B64381	02/28/07		3.0	31.48	66.11
APOTHECON PRODUCTS TOTAL:										\$132.22	
ASTRA ZENECA											
00186300167	RX	0.5%		00001	SOL DYCLONE	5552581	11/30/07		2.0	32.58	45.61
00186502228	RX	20 MG		00100	ECC NEXIUM	ERDD25	02/28/07	67.0		4.00	187.44
00310021020	RX	2.5 MG		00006	TAB ZOMIG	NAC341	02/28/07		3.0	88.19	185.20
ASTRA ZENECA TOTAL:										\$418.25	
BAUSCH & LOMB PHARMACEUTICALS, INC.											
24200054005	RX	0.1%		00001	SOL DIPIVEFRIN HCL	035211	01/31/07		3.0	14.07	29.55
24208068615	RX	4%		00001	SOL PILOCARPINE HYDROCHLORIDE	645041	03/31/07		1.0	11.15	7.81
BAUSCH & LOMB PHARMACEUTICALS, INC. TOTAL:										\$37.35	
BEDFORD LABORATORIES											
55390000401	RX	1 MG		00001	PDS GLUCAGEN DIAGNOSTIC KIT	PW60267	03/31/08		1.0	71.39	49.97
55390005701	RX	900 MG/18 ML		00001	INJ AMIODARONE HCL	475953	03/31/08		2.0	14.40	20.16
55390046801	RX	500 MG		00001	PDS ACETAZOLAMIDE SODIUM	DE2252	03/31/08		2.0	31.20	43.68
BEDFORD LABORATORIES TOTAL:										\$113.81	

Schedule Drug Waste Report

Page: 1 of 2



48021 Warm Springs Blvd.
Fremont, CA 94539
Phone : (800) 350-0397
(510) 476-0909
Fax : (510) 933-1470
DEA # : RE0190188

Date: 01/10/2008
Order No: EXP-499-2008-1
Pickup Date: 01/04/2008

Customer: ABC HOSPITAL
10 HOSPITAL LANE
ANYTOWN, CA 01234
DEA # : RE0190188
Site: ABC HOSPITAL
W/S: ABC WHOLESALER, ABC CITY
12345 WHOLESALER ST., , ABC CITY, CA 90000

NDC	Rx	Strength	Size	Form	Product Name	Lot Number	Exp Date	Quantity		Price	Total	
								Partial	Full			
ABBOTT HOSPITAL PRODUCTS												
00074603004	CII	10 MG/ML	00010	SOL	MEPERIDINE HCL			2.0		11.77	16.48	
<i>Manufacturer does not credit for partial package quantities</i>												
										ABBOTT HOSPITAL PRODUCTS	TOTAL:	\$16.48
BAXTER ANESTHESIA & CRITICAL CARE												
10019002701	CIV	5 MG/ML	00010	SOL	MIDAZOLAM HCL			25.0		3.36	58.80	
<i>Manufacturer does not credit for partial package quantities</i>												
10019005043	CII	50 MCG/M	00010	SOL	SUFENTANIL CITRATE			35.0		10.80	264.60	
<i>Manufacturer does not credit for partial package quantities</i>												
										BAXTER ANESTHESIA & CRITICAL CARE	TOTAL:	\$323.40
MALLINCKRODT PHARMACEUTICAL DIVISIO												
00406035762	CIII	500 MG-5	00100	TAB	APAP/HYDROCODONE BITARTRAT		01/01/07		2.0	43.75	61.25	
<i>Manufacturer does not credit for products beyond this period past expiration</i>												
										MALLINCKRODT PHARMACEUTICAL DIVISIO	TOTAL:	\$61.25
MYLAN PHARMACEUTICALS, INC.												
00378912398	CII	75 MCG/H	00005	TDM	FENTANYL				2.0	201.05	281.47	
<i>Defaced Package</i>												
										MYLAN PHARMACEUTICALS, INC.	TOTAL:	\$281.47
NOVARTIS PHARMACEUTICALS CORPORATIO												
00078043105	CII	10 MG	00100	CAP	FOCALIN XR	REPACK	08/31/06	1.0		3.25	2.28	
<i>Product must be in original package</i>												
										NOVARTIS PHARMACEUTICALS CORPORATIO	TOTAL:	\$2.28
QUALITEST PRODUCTS, INC.												
00603128558	CIII	5 MG-60 M	000001	SYR	H-C TUSSIVE-D			0.94		58.57	38.54	
<i>Manufacturer does not credit for partial package quantities</i>												
										QUALITEST PRODUCTS, INC.	TOTAL:	\$38.54

Processed Recall Report

Page 1 of 1



48021 Warm Springs Blvd.
 Fremont, CA 94539
 Phone : (800) 350-0397
 (510) 476-0909
 Fax : (510) 933-1470
 DEA # : RE0190188

Date: 01/10/2008
 Order No: EXP-499-2008-1
 Pickup Date: 01/04/2008

Customer: ABC HOSPITAL
 10 HOSPITAL LANE
 ANYTOWN, CA 01234
 DEA # : RE0190188
 Site: ABC HOSPITAL
 W/S: ABC WHOLESALER, ABC CITY
 12345 WHOLESALER ST.,, ABC CITY, CA 90000

RECALLED PRODUCTS BEING RETURNED

NDC	Rx Strength	Size	Form	Product Name	Lot Number	Exp Date	Quantity		Price	Total
							Partial	Full		
BEDFORD LABORATORIES										
55390005701	RX 900 MG/18 M	1	INJ	AMIODARONE HCL	475953	03/31/08	2.00	14.40	20.16	
									BEDFORD LABORATORIES TOTAL:	\$20.16
MORTON GROVE PHARMACEUTICALS, INC.										
60432013716	RX 15 MG/5 ML (1	SYR	PREDNISOLONE	26504A	04/30/08	4.00	111.00	310.80	
									MORTON GROVE PHARMACEUTICALS, INC. TOTAL:	\$310.80
SCHERING PLOUGH CORPORATION										
00085131601	RX 80 MCG	1	KIT	PEG-INTRON	3-IRG-303	05/01/07	5.00	372.04	1,302.14	
									SCHERING PLOUGH CORPORATION TOTAL:	\$1,302.14
									Grand Total:	\$1,633.10

CERTIFICATE OF DESTRUCTION

DEA # RE0190188 • RCRA ID # CAR000149906 • CA BOARD of PHARMACY # WLS 3593


Customer Name : ABC HOSPITAL
Address : 10 HOSPITAL LANE
City, State, Zip : ANYTOWN, CA 01234
Contact Name : MR. EXP REP
Contact's Title : REP

Acct # : 499
DEA # : RE0190188
Tel : 1234567899
Fax : 1234567890
Email : n/a


Order No : 499-2008-1
Date Processed: 01/10/2008

This certifies that on January 29, 2008, hazardous, non-schedule waste generated from processing your order, as listed above, was shipped for destruction in accordance with federal, state and local regulations.

SUPERVISOR'S CERTIFICATION

Certification by :	Title :	Date :
	Regulatory Compliance Supervisor	09/02/2008

MANAGER'S CERTIFICATION

Certification by :	Title :	Date :
	VP of Corporate Operations	09/02/2008

All-Inclusive Order Document

PHARMACEUTICAL SERVICES
NT & BETTER

All Inclusive Order Document
 Order Number: 499-2012-9

Strength	Size	Form	Product Name	Manufacturer	Lot	Recall	R/W/I	Exp Date	P/F	Qty	ARV	Tracking Number	Amount Credited	Document(s)#	Waste Return Reason
0.1%	1	CRE	TRIAMCINOLONE ACETONIDE	CLAY-PARK LABORATORIES, INC.	1170331		I	9/30/2013 12:00:00 P		1	\$2.31		\$0.00		
0.005%	1	SOL	XALATAN	PHARMACIA CORPORATION	201299		I	1/31/2015 12:00:00 F		1	\$58.57		\$0.00		
0.44-20.6%	1	CON	RIGAMINE	RISING PHARMACEUTICALS	MR1205		I	3/31/2014 12:00:00 F		1	\$2.89		\$0.00		
							R	8/31/2012 12:00:00 P		1	\$1.95		\$1.73	1175566	
							R	8/31/2012 12:00:00 P		4	\$7.02		\$7.02	EXPNC02524941	
							R	8/31/2012 12:00:00 P		8	\$14.04		\$14.04	EXPNC02524941	
150 MG	100	TAB	AVAPRO	BRISTOL-MYERS SQUIBB U.S. MEDICA	0656568A		R	8/31/2012 12:00:00 P		13	\$22.82		\$22.82	EXPNC02524941	
100 MG	1	POS	ACTIVASE	GENENTECH, INC.	840499		R	9/30/2012 12:00:00 F		1	\$4,106.81		\$4,145.92	1175566	
5000 IU	1	POS	THROMBIN-UMI	KING PHARMACEUTICALS, INC.	169255		R	8/31/2012 12:00:00 F		1	\$55.98		\$54.15	1175698,1175566	
80 MG	100	TAB	DIOVAN	NOVARTIS PHARMACEUTICALS CORP	F0475		R	8/31/2012 12:00:00 P		10	\$17.84		\$17.84	EXPNC02524940	
80 MG	100	TAB	DIOVAN	NOVARTIS PHARMACEUTICALS CORP	F0475		R	8/31/2012 12:00:00 P		8	\$14.27		\$14.27	EXPNC02524940	
100 MG/5ML	1	SUS	IBUPROFEN	PERRIGO PHARMACEUTICALS CO	08K0412		R	1/31/2012 12:00:00 F		1	\$4.69		\$4.85	1175566	
							R	8/31/2012 12:00:00 P		1	\$6.70		\$7.68	1175998,1175566	
0.03%	1	SOL	LUNIGAN	ALLERGAN, INC.			W			1	\$46.72		\$0.00		package quantities
5 MG	10						P			12	\$1.25		\$0.00		package quantities
5 MG	10						P			4	\$0.42		\$0.00		package quantities
3 MG/ML							P			24	\$204.98		\$0.00		Manufacturer does not
3 MG/ML	10	SOL	ACE HYDROIN	AMERICAN PHARM PARTNERS, INC.			W			9	\$76.87		\$0.00		Manufacturer does not
10 MG/ML	25	SOL	FLUROSEMIDE	AMERICAN REGENT LABORATORIES, II			W			2	\$2.86		\$0.00		Manufacturer does not
1G	10	VIA	CEFFEPIME HCL	APOTEX CORP.			W			6	\$79.29		\$0.00		package quantities
5000 IU/ML	25	SOL	HEPARIN SODIUM	APP (AMERICAN PHARMACEUTICAL P)	6000770		W	8/31/2012 12:00:00 P		8	\$25.95		\$0.00		Manufacturer does not
5MG	100	TAB	MEPHYTON	ATON PHARMA, INC			W			10	\$37.93		\$0.00		package quantities
10 MG/ML	1	SOL	FAMOTIDINE	BAXTER ANESTHESIA & CRITICAL CARE			W			3	\$2.09		\$0.00		package quantities
50 MG/ML	10	SOL	AMIODARONE HCL	BIONICHE PHARMA USA			W			13	\$11.24		\$0.00		package quantities
50 MG/ML	10	SOL	AMIODARONE HCL	BIONICHE PHARMA USA			W			3	\$4.61		\$0.00		package quantities
1 SPR				GERBAUER COMPANY			W			2	\$9.17		\$0.00		products
250 MCG-50 MCG	14	DSK	ADVAIR DISKUS	GLAXO SMITHKLINE PHARM.	USE0		W	9/30/2013 12:00:00 P		2	\$8.58		\$0.00		Damaged Package
0.5%-2%	1	SOL	DORZOLAMIDE				W			1	\$61.75		\$0.00		package quantities
0.9%	50	SOL	SODIUM CHLORIDE				W			1	\$5.50		\$0.00		beyond this period past
4 ML	10	VIA	LEVOPHED BITARTRATE	HOSPIRA, INC.			W			1	\$12.42		\$0.00		value amount requires
4 ML	10	VIA	LEVOPHED BITARTRATE	HOSPIRA, INC.			W			2	\$2.48		\$0.00		package quantities
4 ML	10	VIA	LEVOPHED BITARTRATE	HOSPIRA, INC.			W			6	\$7.45		\$0.00		package quantities
4 ML	10	VIA	LEVOPHED BITARTRATE	HOSPIRA, INC.			W			1	\$1.24		\$0.00		package quantities
8.4%	10	SOL	SODIUM BICARBONATE	HOSPIRA, INC.			W			2	\$4.38		\$0.00		package quantities
10 MG/ML	10	SOL	NALBUPHINE HCL	HOSPIRA, INC.			W			1	\$0.95		\$0.00		package quantities
20 MEQ/100 ML	24	SOL	POTASSIUM CHLORIDE	HOSPIRA, INC.	06-075-JT		W	12/1/2012 12:00:00 P		1	\$1.86		\$0.00		package quantities
10 MG/ML	10	AMP	NALBUPHINE HYDROCHLORIDE #	HOSPIRA, INC.			W			1	\$0.94		\$0.00		package quantities
10 MG/ML	10	AMP	NALBUPHINE HYDROCHLORIDE #	HOSPIRA, INC.			W			9	\$8.42		\$0.00		package quantities
00409140212	50	CTG	HEPARIN SODIUM	HOSPIRA, INC.			W			24	\$47.11		\$0.00		package quantities
325 MG	100	TAB	MAPAP	MAJOR PHARMACEUTICALS			W			83	\$3.43		\$0.00		package quantities
25 MG	30	TAB	JANUVIA	MERCK & CO			W			1	\$0.00		\$0.00		Product must be in ori
20 ML	40	SUS	SULFAMETHOXAZOLE AND TRIMETHOPR	TRIMETHOPR			W			1	\$0.00		\$0.00		package quantities
160 MG/5 ML	100	SOL	CHILDREN'S ACETAMINOPHEN OF PRECISION DOSE				W			3	\$1.19		\$0.00		package quantities
160 MG/5 ML	100	SOL	CHILDREN'S ACETAMINOPHEN OF PRECISION DOSE				W			3	\$1.19		\$0.00		package quantities
10 MG/ML	10	VIA	ROCURONIUM BROMIDE	SAGENT PHARMACEUTICALS, INC.			W			1	\$5.85		\$0.00		package quantities
500 MG	10	POS	CEFTRIAXONE NOVAPLUS	SANDOZ			W			1	\$17.47		\$0.00		package quantities
500 MG	10	POS	CEFTRIAXONE NOVAPLUS	SANDOZ			W			1	\$17.47		\$0.00		package quantities
500 MG	10	POS	CEFTRIAXONE NOVAPLUS	SANDOZ			W			6	\$104.83		\$0.00		package quantities
500 MG	10	SBN	FLUCZONE 2011-2012 FORMULA	SANOFI PASTEUR			W			5	\$403.33		\$0.00		Product is not returnab

Every Line Item Tracked to Final Disposition

Every Line Item Tracked with Credit Received

Wholesaler Credit Memo Posted as Received

Reason Codes for All NonCreditworthy Items



NDC's Non-Creditworthy By Value - Top 20
Between 01/01/2013 - 12/31/2013

Page: 1 of 2
 Date: 03/10/2014 12:44:23

48021 Warm Springs Blvd.
 Fremont, CA 94539

Manufacturer	NDC Number	Class	Strength	Size	Form	Product Name	Qty	Total(\$)
MALLINCKRODT PHARMACEUTICAL DIVISIO	00406113052	CII		1	POW	FENTANYL CITRATE	783.00	\$77,354.15
APP (AMERICAN PHARMACEUTICAL PARTNE	83323073310	RX	100 MG/ML	10	SOL	MESNA	43.00	\$35,535.63
QUESTCOR PHARMACEUTICALS, INC.	83004773101	RX	80 U/ML	1	GEL	H.P. ACTHAR	1.00	\$18,006.08
NOVO NORDISK, INC.	00166705001	RX	5MG	1	VIA	NOVOSEVEN RT	3.00	\$15,795.00
APP (AMERICAN PHARMACEUTICAL PARTNE	83323013720	RX	30 UNIT	1	VIA	BLEOMYCIN SULFATE	250.00	\$14,280.50
PADDOCK LABORATORIES, INC.	00574018330	CIV	2MG/ML	1	LIQ	LORAZEPAM	1,801.00	\$12,533.73
JHP PHARMACEUTICALS	42023010801	CIV	2.5 G	1	VIA	BREVITAL SODIUM	308.00	\$10,857.62
HOSPIRA, INC.	00409263450	CII	10 MG/ML	1	SDV	HYDROMORPHONE HCL	385.00	\$10,508.31
APP PHARMACEUTICALS	83323013610	RX	15 UNITS	1	VIA	BLEOMYCIN SULFATE	389.00	\$10,048.28
APP (AMERICAN PHARMACEUTICAL PARTNE	83323006402	RX	500 MG/ML	25	SOL	MAGNESIUM SULFATE	553.56	\$9,175.28
CHIRHOCLIN, INC.	87066000501	RX	16 MCG	1	VIA	CHIRHOSTIM	28.00	\$9,063.60
SAVAGE LABORATORIES	00281033010	RX		2	PDS	CROFAR	3.00	\$8,880.88
APP (AMERICAN PHARMACEUTICAL PARTNE	83323042405	RX	0.5 MG/5 ML	10	SOL	FLUMAZENIL	29.00	\$8,750.31
TOPOTARGET USA, INC.	38423011001	RX	500 MG	10	KIT	TOTECT	1.80	\$8,112.00
BIONICHE PHARMA USA	87457019805	CII	2 MG	10	VIA	ULTIVA	15.30	\$7,250.90
APP PHARMACEUTICALS	83323065820	RX	500 MG	1	VIA	CHLOROTHIAZIDE SODIUM	30.99	\$7,166.07
AMERICAN PHARM PARTNERS, INC.	83323042410	RX	0.1 MG/ML	1	SOL	FLUMAZENIL	136.00	\$6,619.39
TEROICA, INC.	15054053008	RX	300 UNIT	1	VIA	DYSPORT	19.00	\$6,313.32
SOLSTICE NEUROSCIENCES	10454071110	RX	5000 U/ML	1	SOL	MYOBLOC	15.93	\$6,200.27
ENZON, INC.	57866033101	RX	10 MG/ML	1	SUS	DEPOCYT	3.00	\$5,733.00

This document is confidential and intended solely for the use of the EXP customer to whom it has been provided. This document contains confidential information and is intended only for the use of the EXP Customer responsible for the accounts named herein and not for public distribution. If you are not the EXP Customer responsible you should destroy this document immediately and should not disseminate, distribute or copy this document in any way.

NDC Non-Creditworthy By Reason Code - Top 25
Between 01/01/2013 - 12/31/2013

Page: 2 of 16
 Date: 03/10/2014 12:44:48

Manufacturer	NDC#	Class	Strength	Size	Form	Product Name	Expiration Date	Qty	Non-Creditworthy(\$)
Manufacturer does not credit for products beyond this period past expiration									
QUESTCOR PHARMACEUTICALS, INC.	63004773101	RX	80 U/ML		00001	GEL H.P. ACTHAR	03/31/2012	1.00	\$18,908.06
HOSPIRA, INC.	00409163802	RX	100 MCG/ML		00025	SOL PRECEDEX	09/01/2012	0.72	\$666.77
MEDTRONIC NEUROLOGICAL	58281058301	RX	2000 MCG/ML		00001	KIT LIORESAL INTRATHECAL REFILL KIT	01/17/2013	1.00	\$670.80
SCHERING-PLOUGH CORP - ONC/INJ	00085053901	RX	50 MILLION IU		00001	PDS INTRON A	07/31/2010	1.00	\$578.57
WATSON PHARMA, INC.	52544018976	RX	3.75 MG		00001	SRN TRELSTAR DEPOT	09/30/2010	1.00	\$528.81
GLAXO SMITHKLINE PHARMACEUTICALS	00007323211	RX	5 MG/0.4 ML		00010	SOL ARIXTRA	05/31/2012	0.80	\$513.24
HOSPIRA, INC.	00409272301	RX	1 ML		00025	VIA HEPARIN	01/01/2013	7.00	\$312.81
GLAXO WELLCOME INC.	00173064360	RX	150 MG		00080	TAB LAMICTAL	01/30/2012	1.00	\$261.38
MALLINCKRODT PHARMACEUTICAL DIVISIO	00406152053	CII			00001	POW COCAINE HCL	11/30/2011	1.00	\$222.42
HOSPIRA, INC.	00409460234	RX	50%		00010	SOL DEXTROSE	09/01/2012	5.00	\$198.90
ALCON LABORATORIES, OPHTHALMIC DIV.	00065065435	RX	0.3%		00001	OIN CILOXAN	11/30/2011	3.00	\$168.71
MEDTRONIC NEUROLOGICAL	58281058001	RX	0.5 MG/ML		00001	KIT LIORESAL INTRATHECAL REFILL KIT	08/08/2012	1.00	\$167.70
MEDTRONIC NEUROLOGICAL	58281058001	RX	0.5 MG/ML		00001	KIT LIORESAL INTRATHECAL REFILL KIT	03/07/2013	1.00	\$167.70
HOSPIRA, INC.	00409460234	RX	50%		00010	SOL DEXTROSE	05/01/2012	4.00	\$159.12
HOSPIRA, INC.	00409405101	RX	150 MG/ML		00025	SOL CLINDAMYCIN PHOSPHATE	05/01/2013	2.00	\$130.00
NOVEN THERAPEUTICS, LLC	88968555203	CII	10MG/9HR		00030	TDM DAYTRANA	10/31/2011	0.97	\$121.35
HOSPIRA, INC.	00409669075	RX	14.0%		00025	SOL SODIUM CHLORIDE	05/01/2013	8.00	\$111.80
ORGANON PHARMACEUTICALS	00052060202	RX			00001	PDS TICE BCG	12/08/2009	1.00	\$109.92
HOSPIRA, INC.	00409318301	RX	1.200000-2%		00005	SOL EPINEPHRINE/LIDOCAINE HCL	08/01/2012	3.00	\$97.70
HOSPIRA, INC.	00409963104	RX	10 MG/ML		00010	SOL FUROSEMIDE	05/01/2013	5.00	\$97.18
HOSPIRA, INC.	00409653301	RX	1 GM		00010	PDS VANCOMYCIN HCL	07/01/2013	2.00	\$91.00
KEY PHARMACEUTICALS, INC.	00085117701	RX	2 MG/ML		00001	SOL INTEGRILIN	09/30/2009	1.00	\$80.98
LILLY, ELI & CO.	00002445585	RX	15 MG		00030	ODT ZYPREXA ZYDIS	02/01/2012	0.13	\$68.76
HOSPIRA, INC.	00409491134	RX	0.1 MG/ML		00010	SOL ATROPINE SULFATE	06/01/2012	2.00	\$59.80
HOSPIRA, INC.	00409460334	RX	2%		00010	SOL LIDOCAINE HCL	09/01/2012	2.00	\$58.76
Sub Total :									\$24,849.73

This document is confidential and intended solely for the use of the EXP customer to whom it has been provided. This document contains confidential information and is intended only for the use of the EXP Customer responsible for the accounts named herein and not for public distribution. If you are not the EXP Customer responsible you should destroy this document immediately and should not disseminate, distribute or copy this document in any way.



48021 Warm Springs Blvd.
Fremont, CA 94539

Manufacturer Non-Creditworthy By Value - Top 20
Between 01/01/2013 and 12/31/2013

Page: 1 of 2
Date: 03/11/2014 10:10:48

Manufacturer	Total Items	Non-Creditworthy(\$)	Non-Creditworthy Items
APP (AMERICAN PHARMACEUTICAL PARTNE	1,647.70	\$99,997.27	1,647.70
MALLINCKRODT PHARMACEUTICAL DIVISIO	1,155.87	\$80,004.53	1,154.87
HOSPIRA, INC.	3,827.42	\$65,135.82	2,489.88
APP PHARMACEUTICALS	670.37	\$28,316.32	664.17
AMERICAN PHARM PARTNERS, INC.	248.98	\$22,188.51	248.98
JHP PHARMACEUTICALS	464.93	\$10,092.51	455.93
QUESTCOR PHARMACEUTICALS, INC.	1.00	\$18,906.06	1.00
NOVO NORDISK, INC.	8.00	\$16,083.29	7.00
PADDOCK LABORATORIES, INC.	1,707.27	\$15,907.08	1,701.27
BIONICHE PHARMA USA	185.03	\$15,827.70	185.03
HOSPIRA, INC.	493.91	\$10,433.51	336.63
TERCICA, INC.	107.00	\$9,636.12	25.00
CHIRHOCLIN, INC.	28.00	\$9,093.00	28.00
SAVAGE LABORATORIES	5.09	\$8,935.03	5.09
AMERICAN REGENT LABORATORIES, INC.	200.76	\$8,375.17	200.76
TOPOTARGET USA, INC.	1.80	\$8,112.00	1.80
AMERICAN HEALTH PACKAGING	147.89	\$7,121.35	147.89
SOLSTICE NEUROSCIENCES	16.93	\$6,394.88	16.93
UDL LABORATORIES, INC.	101.94	\$6,056.78	101.94
ABBOTT PHARMACEUTICAL	138.56	\$5,991.99	19.99

This document is confidential and intended solely for the use of the EXP customer to whom it has been provided. This document contains confidential information and is intended only for the use of the EXP Customer responsible for the accounts named herein and not for public distribution. If you are not the EXP Customer responsible you should destroy this document immediately and should not disseminate, distribute or copy this document in any way.

Indate Storage

Page: 7 of 24
Date: 03/11/2014 10:09:48

NDC Number	Class	Strength	Size	Form	Product Name	Order Number	Expiration Date	Qty	Total(\$)
AVENTIS PHARMACEUTICALS									
00075062280	RX	80 MG/0.8 ML	10	SOL	LOVENOX	5649-2012-10	10/30/2014	0.20	\$63.93
00075062160	RX	60 MG/0.6 ML	10	SOL	LOVENOX	5649-2012-27	01/31/2015	0.20	\$70.45
00075062300	RX	100 MG/ML	10	SOL	LOVENOX	5649-2013-11	02/28/2015	0.10	\$58.70
00075062040	RX	40 MG/0.4 ML	10	SOL	LOVENOX	5649-2013-17	05/31/2015	0.10	\$23.45
BAXTER ANESTHESIA & CRITICAL CARE									
10019064124	RX	99%	6	LIQ	SUPRANE	5649-2013-32	05/31/2016	0.67	\$471.59
BAXTER PPI									
80977011501	CII	25 MG/ML, 20 ML	1	AMP	INFUMORPH 500	5649-2012-28	09/30/2014	5.00	\$858.00
00641036725	RX	10 MG/ML	25	SOL	DEXAMETHASONE SODIUM PHOSPHATE	5649-2013-32	02/28/2015	1.00	\$36.40
BEDFORD LABORATORIES									
55390000401	RX	1 MG	1	PDS	GLUCAGEN DIAGNOSTIC KIT	5649-2013-18	10/31/2013	1.00	\$42.22
BIOGEN, INC.									
59627000304	RX	30 MCG/0.5ML	4	KIT	AVONEX PEN	5649-2013-10	05/30/2014	1.00	\$2,301.00
BIONICHE PHARMA USA									
07457019501	RX	50 MG	1	VIA	MELPHALAN HYDROCHLORIDE	5649-2013-26	10/31/2013	2.00	\$1,999.40
BOEHRINGER INGELHEIM PHARMACEUTICAL									
00597007575	RX	18 MCG	5	CAP	SPIRIVA W/ HANDIHALER	5649-2013-37	11/30/2014	7.00	\$277.96
00597008717	RX	17 MCG	1	AER	ATROVENT HFA	5649-2014-4	01/31/2015	1.00	\$92.77
00597004337	RX	12.5 MG-40 MG	30	TAB	MICARDIS HCT	5649-2013-37	05/31/2016	1.00	\$64.12
00597007575	RX	18 MCG	5	CAP	SPIRIVA W/ HANDIHALER	5649-2013-37	10/31/2014	1.60	\$63.53
00597007575	RX	18 MCG	5	CAP	SPIRIVA W/ HANDIHALER	5649-2013-32	10/31/2014	1.60	\$63.53
00597007575	RX	18 MCG	5	CAP	SPIRIVA W/ HANDIHALER	5649-2014-5	02/28/2015	0.20	\$7.94

This document is confidential and intended solely for the use of the EXP customer to whom it has been provided. This document contains confidential information and is intended only for the use of the EXP Customer responsible for the accounts named herein and not for public distribution. If you are not the EXP Customer responsible you should destroy this document immediately and should not disseminate, distribute or copy this document in any way.



TIPS & TRICKS

PURPOSE

WHO IS EXP?

TYPES OF RETURN AGENTS!

WHY ON-SITE SERVICE?

TIPS & TRICKS

SCHEDULE QUARTERLY RETURNS

AVOID GENERATING NONCREDITWORTHY ITEMS

MANAGE YOUR INVENTORY

PAST EXPIRATION WINDOW

SHELF LIFE EXTENSION PROGRAM (SLEP)

TIPS PERTAINING TO SPECIFIC PRODUCTS

PURPOSE

The purpose of the Tips & Tricks document is to assist pharmacies with the proper return of pharmaceuticals offering actionable suggestions to improve credit recovery and reduce waste.

WHO IS EXP?

EXP Pharmaceutical Services Corp. is the leader in On-Site pharmaceutical return service, setting the benchmark in excellence since 1994. Working tirelessly to develop efficient methods and standard practices that maximize your credit attainment, our research department tracks over 1300 pharmaceutical and personal care product manufacturers. Changes in manufacturer policies can affect numbers of the products you carry which means potentially impacting thousands of dollars to you. EXP is dedicated to maintaining the highest quality customer-focused database in the industry making over 75,000 policy changes to our database over the last 5 years. EXP services the entire pharmaceutical spectrum, from independent and chain drug stores to regional hospitals to mail-order services and Long Term Care pharmacies.

TYPES OF RETURN AGENTS!

There are many service options when it comes to returns. This section addresses the various opportunities and the facts you should know.

- **Independent local representatives who come into your pharmacy and package your returns often leave behind the products that will not earn credit.** Many retail pharmacies in particular may utilize a friend or an old business acquaintance to provide these On-Site services for their returns. There are several facts you should know about this process.

First, raw cost... the added expense of shipping boxes to 40-50 manufacturers, which is average for a retail pharmacy, is quite expensive.

Further, these independent local representatives leave behind all of the waste for disposal by the pharmacy. Contracting for the proper disposal of the hazardous and non-hazardous non-creditworthy products will result in a significant expense. (Please see the fourth point concerning "waste generation" for compliance concerns.)

Second, resources for accurate data... for example, EXP employs six full-time staff members in our Research Department to track manufacturers' policy changes and adjustments. Last year, we made over 15,000 changes to our database. Any one of these changes could mean hundreds of dollars to you. A smaller company simply lacks the resources to provide you the highest quality in data accuracy and candidly, you can't afford anything less than this comprehensive excellence.

Third, manufacturer return authorizations... this time-consuming project requires tenacity and diligence to ensure maximum credit recovery.

Fourth, waste generation... leaving behind waste in the pharmacy, according to EPA commentary, results in designating the pharmacy as the waste generator. This is an unnecessary risk to licensing and operations when it is so easy to have your returns services performed properly and up to the standards of all regulatory agencies.

- **Returning product through the wholesaler** - Current customers of EXP who previously used their wholesaler for returns have shared with us the following information that we believe is important for you to know.

First, the wholesaler assesses a charge, sometimes referred to as a "restocking fee" which is often as high as 25-35%. This fee may be buried within invoices; but rest assured, the wholesaler rarely performs these services for free.

Second, partials and Scheduled products: typically the wholesaler will not handle partials or Scheduled products in a reverse distribution process. These products do carry value and should not be overlooked in reverse distribution as a source of revenue for the pharmacy.

- **Flat Fee or Per Piece Processors** - Many companies attempt new methodologies in processing non-dispensable pharmaceuticals for credit. Often these new methods involve a flat fee, tote fee or per piece fee for the products processed. You should always choose a company who is willing to be invested with you in the proper return

and attainment of credit. Your return agent should have every incentive to make the right decision for you when processing your returns. There are also programs now made available through wholesalers who employ per piece processors to evaluate the returned items. EXP has not seen one instance where this is a good program for the pharmacy.

WHY ON-SITE SERVICE?

EXP Pharmaceutical Services Corp. sets the benchmark of excellence in On-Site pharmaceutical returns service. We drive the returns process for your retail or institutional pharmacy, relieving your busy (and possibly shrinking) staff of the burden of this time-consuming but important responsibility. Our Sales and Service professionals utilize their experience and knowledge to offer service, training and Data Delivery Portal assistance. We do not employ part-time, subcontracted 1099 labor. Our full-time employees are bonded, insured and carry DEA authorization letters.

EXP handles partials and controlled substances including CII's for credit. This is a source of revenue that is often overlooked and not typically handled by wholesalers and often avoided by smaller returns companies.

EXP's full-time staff is dedicated to providing the best customer service possible. We diligently obtain return authorizations and assist with waste generation--ensuring your return services meet or exceed the most current standards of all regulatory agencies. EXP Pharmaceutical Services Corp. has enjoyed tremendous success since our inception in 1994. Our talented and resourceful staff has learned a lot, and we'd like to share that with you via this Tips & Tricks section. If you have a suggestion for a Tips & Tricks entry, please e-mail us at tips&tricks@expworld.com.

TIPS & TRICKS

SCHEDULE QUARTERLY RETURNS

Manufacturer's policies vary in their time requirement for return. Some manufacturers will credit for product returned prior to expiration but not allow credit for product one day after expiration. Many manufacturers timing requirements are less than 6 months after expiration. Knowing these manufacturers will assist you in properly managing the return of your expired or expiring products to minimize your loss. To avoid losing credits, it's suggested that you schedule On-Site service once per business quarter. Quarterly service can optimize your credit recovery.

AVOID GENERATING NONCREDITWORTHY ITEMS

No pharmacy would knowingly and intentionally render a product not returnable for credit. The most effective resource for maximizing your return credit is an educated staff. Proper inventory handling and management has a direct impact on your bottom line. EXP's professional staff supports your business, providing guidance and management reports to help you avoid losing creditworthy status on a multitude of items that may include, partial products, repacks, partial packages, damaged goods, and defaced products.

Partial Products:

Any opened product is considered a partial. It is important to consider expiration date before an expensive full item is opened. It may be better to return a full item that's nearing its expiration than return it as a partial for no credit shortly after opening.

- Combining a product from two containers into one container resulting in exceeding the full quantity of the container generally results in the excess quantity not receiving credit and often voids credit for the entire container; therefore, do not "overfill" an opened container. The best practice is to return two partial containers; but if a second container is not available, return only the filled-to-full container and waste the additional amount or save it for a possible future return.

Repacks:

Repackaging an item immediately negates any credit recovery, even under the guidelines of a recall. While repackaging has proven its efficiencies to the supply chain in many ways, we simply offer that the loss of creditworthy status should be part of the business equation. EXP can provide a report of your repackaged items and how much product specific loss is documented your pharmacy.

Partial Packages:

For products with multiple units within a single package, manufacturers often limit the return-for-credit status to only full packages. Therefore, it may not be best to routinely break apart multi-unit packages upon receipt--especially when distributing these products to satellite pharmacies. EXP reminds you of this handling philosophy via the occurrences we see while handling your returns account.

Defaced:

Traditional pharmacy practices of inventory control often leads to defaced product. The most common practice of "the big black X on a partial" may actually be costing you money. Easily avoid defacing products, thereby rendering them not returnable for credit, by changing current inventory handling practices. Do not apply additional labeling, especially where it covers critical returns data such as NDC number or bar code, lot number, or expiration date. Instead, you may choose to use rubber bands or sticky notes on products or shelves. If applied and removed with care, this practice does not violate any manufacturer's return goods policy costing the pharmacy money. EXP can provide a report of the product received that is defaced.

Damaged:

Occasional product damage is virtually unavoidable in the busy pharmacy environment. However, specific action can be taken to minimize the amount of damaged products. EXP's trained professionals know how to protect bottles, liquids, creams for transit via box or pallet, ensuring safe and uncompromised product returns.

MANAGE YOUR INVENTORY**PAST EXPIRATION WINDOW**

Don't leave expired products tucked away in a back room or closet. Obviously, this could become an issue if observed by a pharmacy inspector. All expired product must be promptly removed from pharmacy operations. Scheduling quarterly on-site returns, walking the shelves more often to identify nearing and expired products, closely reviewing products being returned from other locations back into inventory and rotation of stock can help you avoid lost credit from expired products. EXP will help you monitor your lost credit for product that has exceeded the manufacturer's return window. This will allow you to consider returning these specific products earlier to avoid the loss.

SHELF LIFE EXTENSION PROGRAM (SLEP)

Especially in government facilities, SLEP is utilized to extend the usability of certain products. However, it must be noted that this does not extend the return-for-credit window of the product.

TIPS PERTAINING TO SPECIFIC PRODUCTS

Activase:

You may be able to secure from the manufacturer replacement of an expired vial of Activase water. On the surface, this sounds helpful and cost-effective. However, it is the expiration date on the product box that is considered by the manufacturer for return credit. It may be the best decision to allow EXP to secure you a new kit on an exchange-product basis and avoid the hassle and potential loss entirely.

Ganite:

Genta Inc, manufacturer of Ganite, does not accept returns of partial package quantities. Therefore, instructing your staff not to open the five-unit cartons unless necessary can add up to significant savings of this expensive product.

EXP's Tips & Tricks is a copyrighted production and materials of EXP Pharmaceutical Services Corp. and is being made available for the exclusive use of the EXP customer or prospect for the purpose of evaluating EXP Pharmaceutical Services Corp. and may not and must not be disclosed to any other party to include other pharmaceutical reverse distributor.

The following attachments are time sensitive documents with changes being made almost daily. These documents and the information contained herein is the copyrighted property of EXP Pharmaceutical Services and cannot be reproduced or made public in any manner.

- **Manufacturers That Accept Indates But Not Outdates For Credit**
- **Manufacturers That Will Only Credit For Products Received Prior To 2-3-4-6 Months After Expiration**

Select Date Range and Name for first Time Period

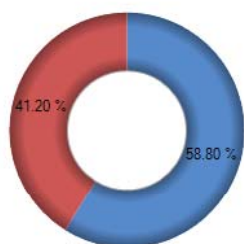
Range Name:
Start Date: End Date:

Select Date Range and Name for second Time Period

Range Name:
Start Date: End Date:

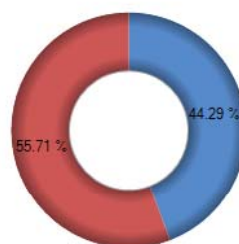
Trending View of Creditworthy vs Noncreditworthy

Previous YTD



Legend
 Creditworthy NonCreditworthy

Current YTD

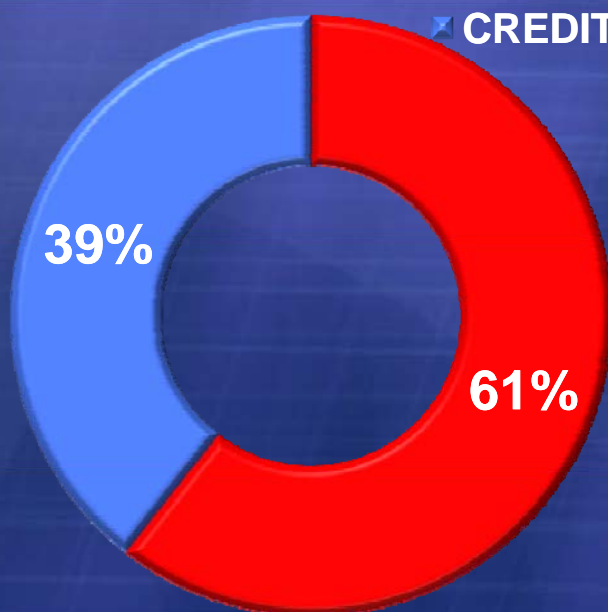


Legend
 Creditworthy NonCreditworthy

Order Comparison

■ NONCREDITWORTHY %

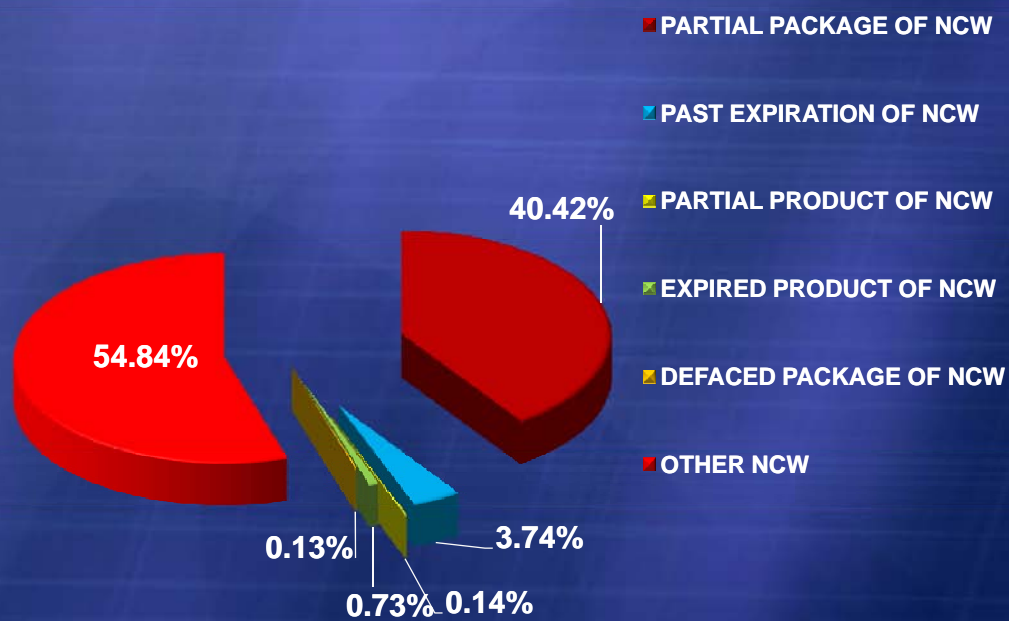
■ CREDITWORTHY %



Facility Comparison of Noncreditworthy Product Mix



Noncreditworthy Product Mix By Reason Code





BUSINESS REVIEW

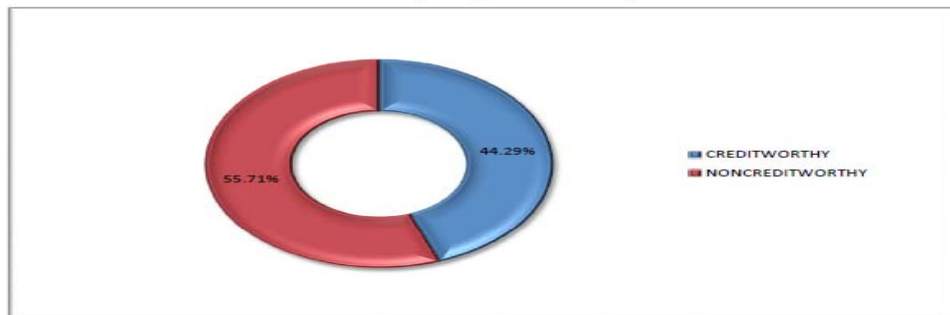
Facility: Account
Time Frame: January 1, 2012-December 31, 2012
Presented by: Jason Brier

It has been said, "One can tell a lot about someone by what they throw away." The objective of this business review is to provide an analysis of the product received by EXP from the above facility for the time frame stated.

This analysis will result in observations which may affect product, purchasing and personnel directly related to the pharmaceutical returns .

Please note - The accompanying suggestions are not be taken verbatim or in a vacuum as it is recognized that procedures which result in pharmaceutical waste may be in place due to other circumstances. This is only one view, but in many cases these observations have been proven to provide an impetus for process improvements resulting in a higher percentage of creditworthy product and an overall reduction of waste. The end result is additional money to the bottom line.

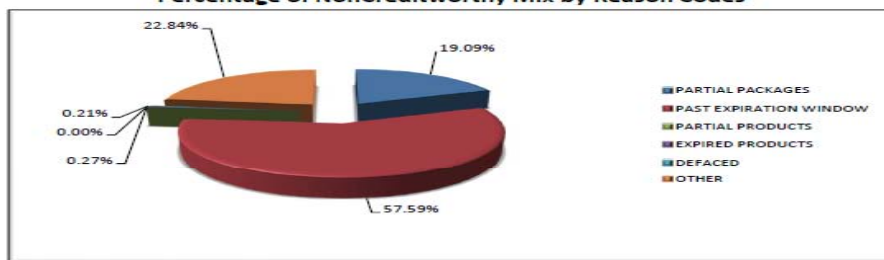
Total Product Split by Creditworthy Status



EXP services a significant number of hospital facilities nationwide. As a result we are able to evaluate pharmaceutical returns based on the broadest spectrum in the industry. Our experience indicates a National Average percentage of NonCreditworthy products is 42% however, many facilities are finding through EXP Business Reviews such as this, the opportunity to reduce their NonCreditworthy returns even further. We believe lowering this closer to 25% is a realistic goal.

The following chart is to identify the mix of reasons for NonCreditworthy Returns. It is understood that a certain percentage of returns will always be NonCreditworthy due to specific manufacturer's policies. While it may be possible to address certain factors by limiting purchasing of products from manufacturers that do not offer a returns policy etc., for this Business Review, EXP is focusing on the 5 "customer impacted" reasons for NonCreditworthy returns.

Percentage of NonCreditworthy Mix by Reason Codes



Actual Dollar Values of Each Category Addressed

TOTAL PRODUCT RETURNED	\$123,284.53
TOTAL NONCREDITWORTHY PRODUCT	\$68,685.78
AMOUNT OF PARTIAL PACKAGES	\$13,109.94
AMOUNT OF PAST EXPIRATION	\$39,553.43
AMOUNT OF PARTIAL PRODUCTS	\$0.00
AMOUNT OF EXPIRED PRODUCT	\$186.65
AMOUNT OF DEFACED PRODUCT	\$146.27
AMOUNT OF OTHER COMBINED REASON CODES	\$15,689.49



BUSINESS REVIEW TRENDING

Facility:
 QBR1 Time Frame: January 1, 2012-December 31, 2012
 QBR1 Time Frame: January 1, 2013-December 31, 2013

Presented by: Jason Brier

It has been said, "One can tell a lot about someone by what they throw away." The objective of this business review is to provide an analysis of the product received by EXP from the above facility for the time frame stated.

This analysis will result in observations which may affect product, purchasing and personnel directly related to the pharmaceutical returns .

Please note - The accompanying suggestions are not be taken verbatim or in a vacuum as it is recognized that procedures which result in pharmaceutical waste may be in place due to other circumstances. This is only one view, but in many cases these observations have been proven to provide an impetus for process improvements resulting in a higher percentage of creditworthy product and an overall reduction of waste. The end result is additional money to the bottom line.

Total Product Split by Creditworthy Status

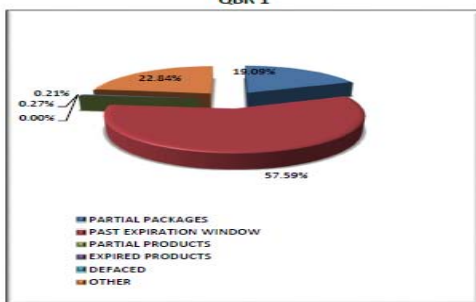


EXP services a significant number of hospital facilities nationwide. As a result we are able to evaluate pharmaceutical returns based on the broadest spectrum in the industry. Our experience indicates a National Average percentage of NonCreditworthy products is 42% however, many facilities are finding through EXP Business Reviews such as this, the opportunity to reduce their Non-Creditworthy return even further. We believe lowering this closer to 25% is a realistic goal.

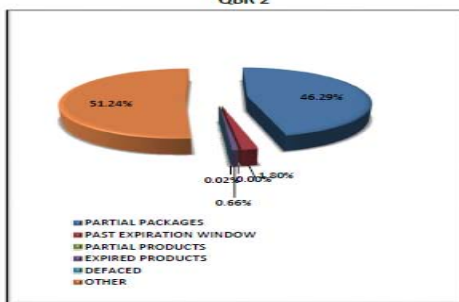
The following chart is to identify the mix of reasons for NonCreditworthy Returns. It is understood that a certain percentage of returns will always be NonCreditworthy due to specific manufacturer's policies. While it may be possible to address certain factors by limiting purchasing of products from manufacturers that do not offer a returns policy etc., for this Business Review, EXP is focusing on the 5 "customer impacted" reasons for NonCreditworthy returns.

Percentage of NonCreditworthy Mix by Reason Codes

QBR 1



QBR 2



TOTAL PRODUCT	\$123,284.53
NONCREDITWORTHY PRODUCT	\$68,685.78
\$ OF PARTIAL PACKAGES	\$13,109.94
\$ OF PAST EXPIRATION	\$39,553.43
\$ OF PARTIAL PRODUCTS	\$0.00
\$ OF EXPIRED PRODUCT	\$186.65
\$ OF DEFACED PRODUCT	\$146.27
\$ OF OTHER PRODUCT	\$15,689.49

TOTAL PRODUCT	\$57,762.64
NONCREDITWORTHY PRODUCT	\$23,798.72
\$ OF PARTIAL PACKAGES	\$11,015.40
\$ OF PAST EXPIRATION	\$427.99
\$ OF PARTIAL PRODUCTS	\$0.00
\$ OF EXPIRED PRODUCT	\$155.97
\$ OF DEFACED PRODUCT	\$3.89
\$ OF OTHER PRODUCT	\$12,195.47