

**MINUTES OF THE MEETING OF THE
ALABAMA DEPARTMENT OF PUBLIC HEALTH (ADPH)
ALABAMA MEDICAL DIRECTORS ADVISORY COMMITTEE
JANUARY 26, 2019**

Hyatt Regency Birmingham
The Wynfrey Hotel
Birmingham, Alabama

Board of Directors Present

Sally Ebaugh, M.D., C.M.D., President
Robert Webb, M.D., President-Elect
Charles Nevels, M.D., Secretary-Treasurer
Anne-Halli-Tierney, M.D.
Boyde J. Harrison, M.D.
Bernita Mims, M.D.
George Sutton, M.D.
James Yates, M.D.
Charlotte Wynn, C.R.N.P.

Board of Directors Absent

Steve Furr, M.D., Board Chairman
Joel Bolen, M.D.
Greg Flippo, M.D.
Kevin Jackson, M.D.
William Lee, M.D.
Dick Owens, M.D.
Kendra Sheppard, M.D.

Staff Present

Scott Harris, M.D., M.P.H., State Health Officer
Mary G. McIntyre, M.D., M.P.H., Chief Medical Officer
John Wagner, III, M.D., Medical Director, Health Provider Standards (HPS)
Dennis Blair, Director, HPS
Mia Sadler, State Program Director, HPS
Lisa Pezent, Long Term Care Unit Director, HPS
Diane Mann, Liaison, HPS

Medical Directors Present

Clare Hays, M.D.
David Rhyne, M.D.

Guests Present

Bill O'Connor, President and C.E.O., Alabama Nursing Home Association (ANHA)
Katrina Magdon, M.P.A., C.A.E., ANHA
Mark Jackson, Executive Director, Medical Association of the State of Alabama

CONSIDERATION OF THE MINUTES OF JULY 27, 2018:

The Committee recommended approval of the Minutes of July 27, 2018, as distributed;
the motion carried unanimously.

OUTBREAKS UPDATE (EXHIBIT “A”):

Dr. McIntyre provided an update on the outbreaks in the health care facilities of Alabama. She distributed a handout and gave a brief overview and cited that there was still widespread influenza according to the Centers for Disease Control and Prevention. She also stated that flu vaccines should still be recommended through April, depending on activity of flu season. She reported that there had been some deaths as a result of the flu in individuals that were considered healthy. Alabama received its first report of a pediatric death from influenza this year. Dr. McIntyre reminded the Committee that ADPH was to be contacted to report notifiable diseases.

MEMBER DISCUSSION:

Dennis Blair, Mia Sadler, and Lisa Pezent provided a brief update on the communication efforts between HPS and the Centers for Medicare and Medicaid Services (CMS) regarding residential abuse. Mr. Blair informed the Committee that he would relay the changes made by CMS when everything was finalized and released.

NEXT MEETING DATE:

The next meeting of the Committee is scheduled for July 26, 2019.

Sally Ebaugh, M.D., C.M.D., President
Alabama Medical Directors Association

John Wagner, III, M.D., HPS Medical Director
Alabama Department of Public Health

Approved July 26, 2019

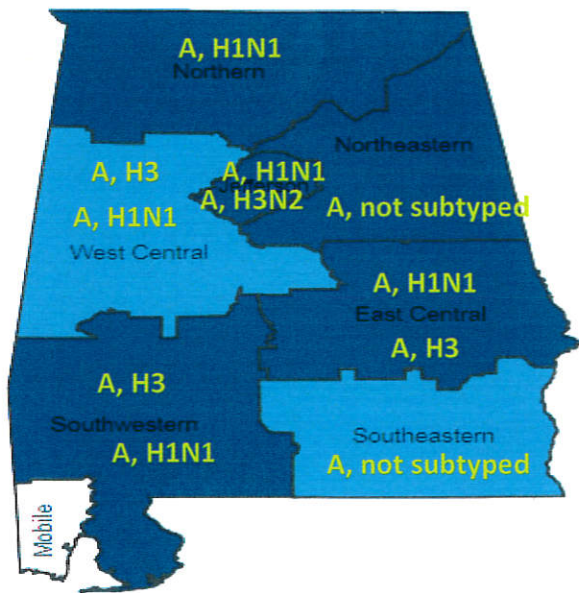


Alabama's Weekly Influenza Report

SEASON: 2018-2019 | MMWR WEEK: 3 (JANUARY 13 - JANUARY 19) | MMWR YEAR: 2019

WHAT THE FLU IS GOING ON IN ALABAMA?

- Activity* levels across the state are **4.33%**, an increase from the last three weeks
- Geographic spread** was reported as **widespread** to the Centers for Disease Control and Prevention (CDC)
- During the last three weeks, Influenza A, 2009 H1; Influenza A, H3; and Influenza A, H3N2 were identified
- **Twenty-three** influenza-like illness (ILI) outbreaks were reported during Week 3 (January 13 – January 19)
- **No** pediatric deaths were reported during Week 3 (January 13– January 19)



- Districts with significant¹ influenza activity detected
- Districts with lab-confirmed case (s) within last 3 weeks
- Districts with no significant¹ influenza activity reported

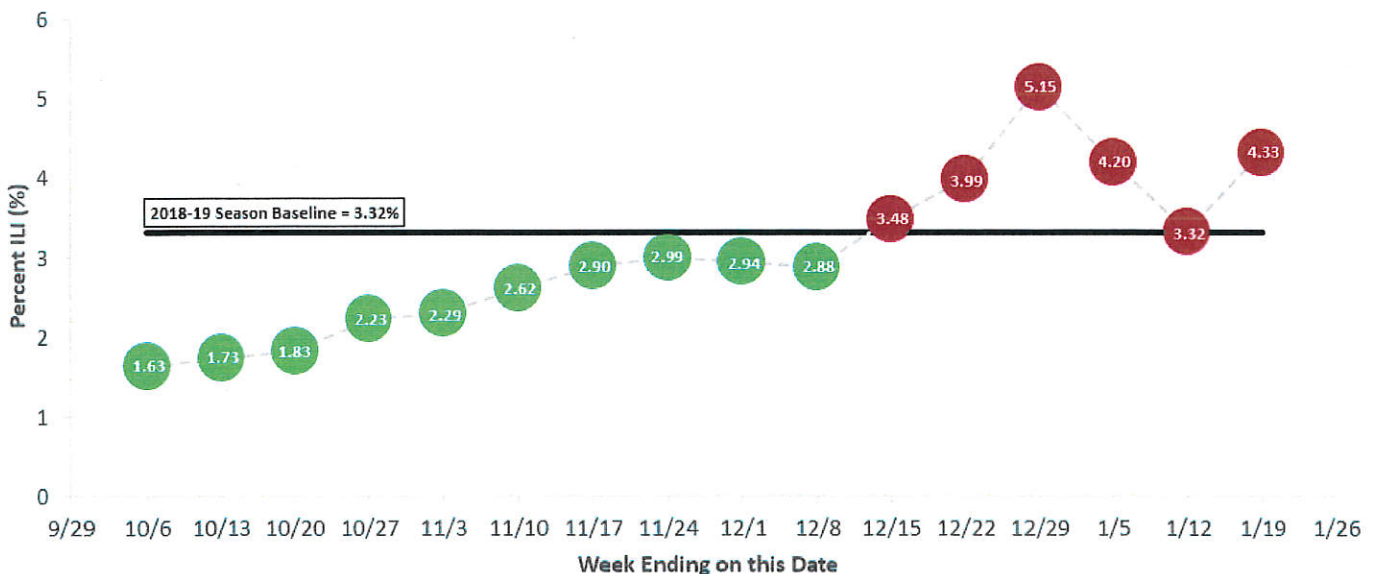
¹Significant influenza activity is based on reported influenza-like illness data or reported influenza outbreaks **AND** PCR positive influenza specimens from the previous 3 weeks.

Notes:

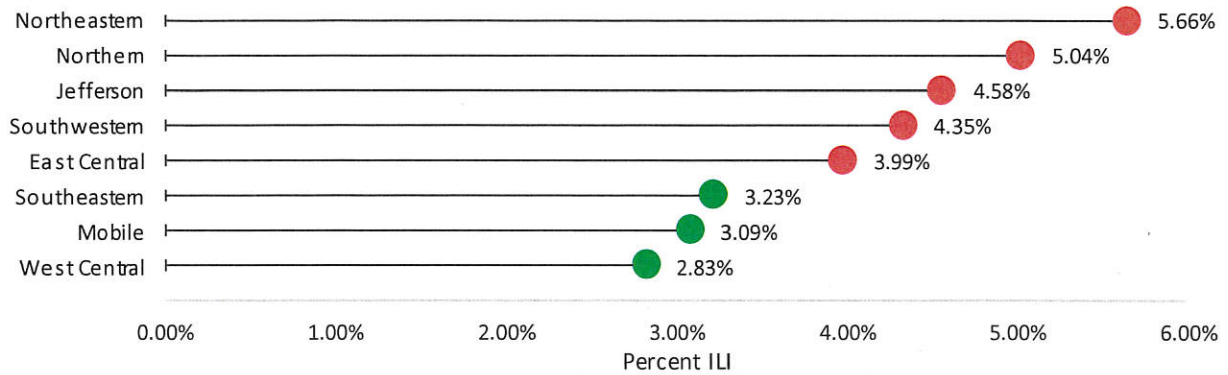
*Information on outpatient visits to healthcare providers for ILI is collected through the U.S. Outpatient ILI Surveillance Network (ILINet). In Alabama, data is submitted using one of two methods: manual data entry by providers (ILINet) or electronic transmission by hospitals of syndromic surveillance data (ESSENCE).

** Geographic spread is determined based on district activity levels and virologic surveillance.

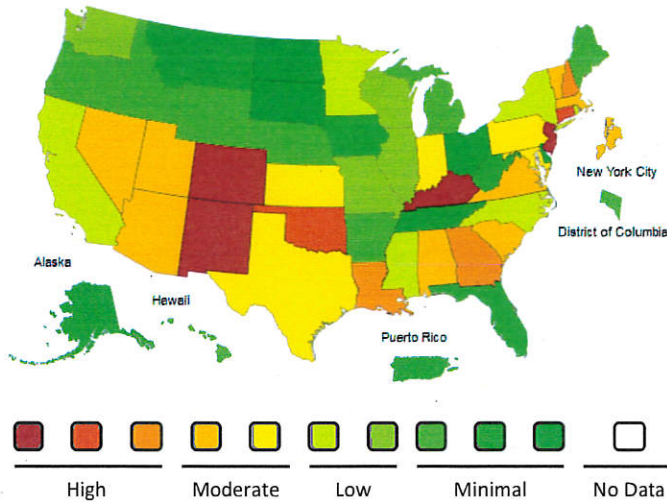
ALABAMA'S OVERALL INFLUENZA ACTIVITY HAS INCREASED AFTER A TWO-WEEK DECREASE



INCREASED ILI ACTIVITY IN FIVE DISTRICTS (JANUARY 13—JANUARY 19)



WHAT THE FLU IS GOING ON IN THE UNITED STATES?

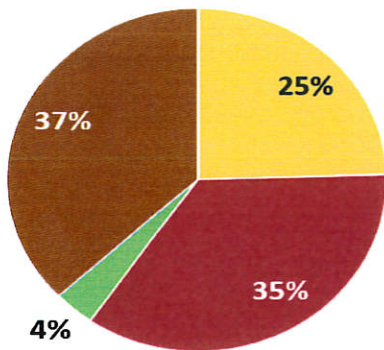


- During Week 2 (January 6 - January 12), influenza activity in the United States remains **elevated**. Influenza A(H1N1)pdm09, influenza A(H3N2), and influenza B viruses continued to **co-circulate**.
- The geographic spread of influenza in 30 states was reported as **widespread**; Puerto Rico and 16 states reported **regional** activity; three states reported **local** activity; and the District of Columbia, the U.S Virgin Islands and one state reported **sporadic** activity.
- The proportion of outpatient visits for influenza-like illness (ILI) decreased from 3.5% to **3.1%**, which is above the national baseline of 2.2%.
- Nine states experienced **high** ILI activity. New York City and 13 states experienced **moderate** ILI activity. Ten states experienced **low** ILI activity. The District of Columbia, Puerto Rico, and 18 states experienced **minimal** ILI activity.

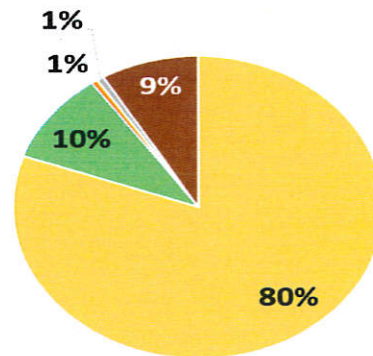
Source: Centers for Disease Control and Prevention

INFLUENZA POSITIVE SPECIMENS REPORTED DURING THE 2018-2019 SEASON, BY SUBTYPE

CURRENTLY CIRCULATING IN ALABAMA



CURRENTLY CIRCULATING IN THE UNITED STATES



ANTIVIRAL RESISTANCE IN THE UNITED STATES

High levels of resistance to the adamantanes (amantadine and rimantadine) persist among influenza A(H1N1) pdm09 and influenza A(H3N2) viruses (the adamantanes are not effective against influenza B viruses).

WHAT ELSE IS CIRCULATING IN ALABAMA? (DECEMBER 30 - JANUARY 19)

Respiratory Panel Targets	NRTH	NERN	WCEN	JEFF	ECEN	SWRN	SERN	MOBL
Adenovirus								X
Coronavirus OC43			X					X
Coronavirus NL63								
Human Bocavirus								
Human Metapneumovirus								
Human Rhinovirus/Enterovirus								X
Parainfluenza 2								X
Parainfluenza 3								
Parainfluenza 4								
Respiratory Syncytial Virus A								X
Respiratory Syncytial Virus B								

NEWS FROM THE BCL

- The BCL has received several specimens that were unsatisfactory for testing; so please remember to send specimens overnight Monday through Thursday, and on frozen cold packs to ensure they are kept at a suitable temperature for testing.

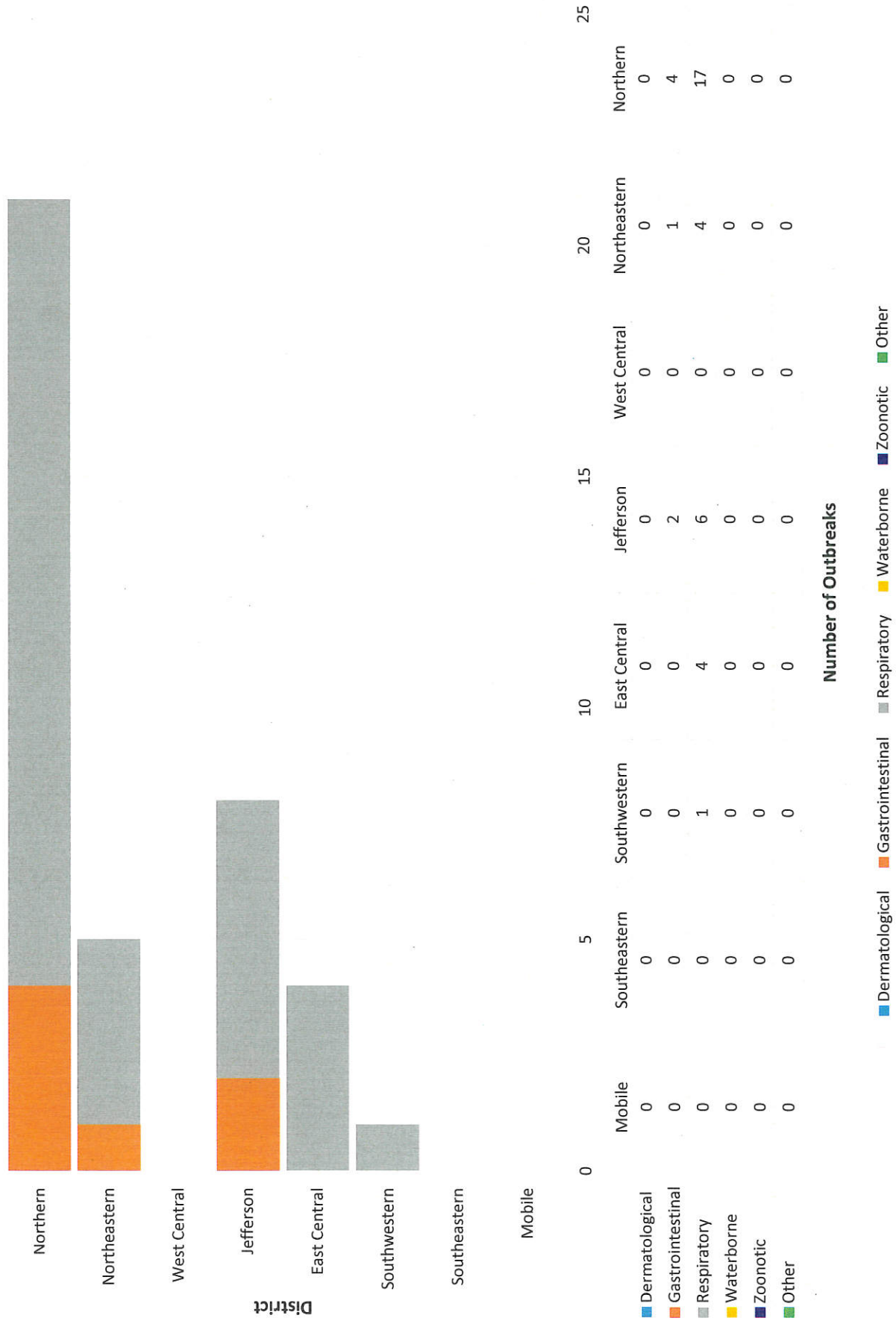
RESOURCES

ADPH's Influenza Website: <http://www.alabamapublichealth.gov/influenza>

ADPH's Seasonal Trend Graph: <http://www.alabamapublichealth.gov/influenza/assets/ilibclpositives1.pdf>

CDC's Weekly U.S. Influenza Surveillance Report: <https://www.cdc.gov/flu/weekly>

Number of Outbreaks in Alabama, by District and Category of Illness, 2019 Year-to-Date



2019 Outbreaks as of January 22, 2019

Facility Type	Number of Outbreaks
Skilled Nursing or Assisted Living Facility	7
Hospital	0
School/Daycare	31
Prison	0
Recreational Water Facility	0
Recreational, non-water	0
Hotel	0
College or University	0
Restaurant	0
Other	1
Total	39

Alabama's Overall Influenza Activity Increases After a Two-Week Decrease

