

Refrigerator Setup for Vaccine Storage

Refrigerate all vaccines except MMR, MMRV, Varicella, and Zoster.

Keep your refrigerator organized to protect vaccines and make vaccine inventory easier to manage.

Refrigerator-only Unit

Usable space for vaccine is inside dashed lines.

✓ Separate VFC vaccines from privately purchased vaccines and label them clearly.

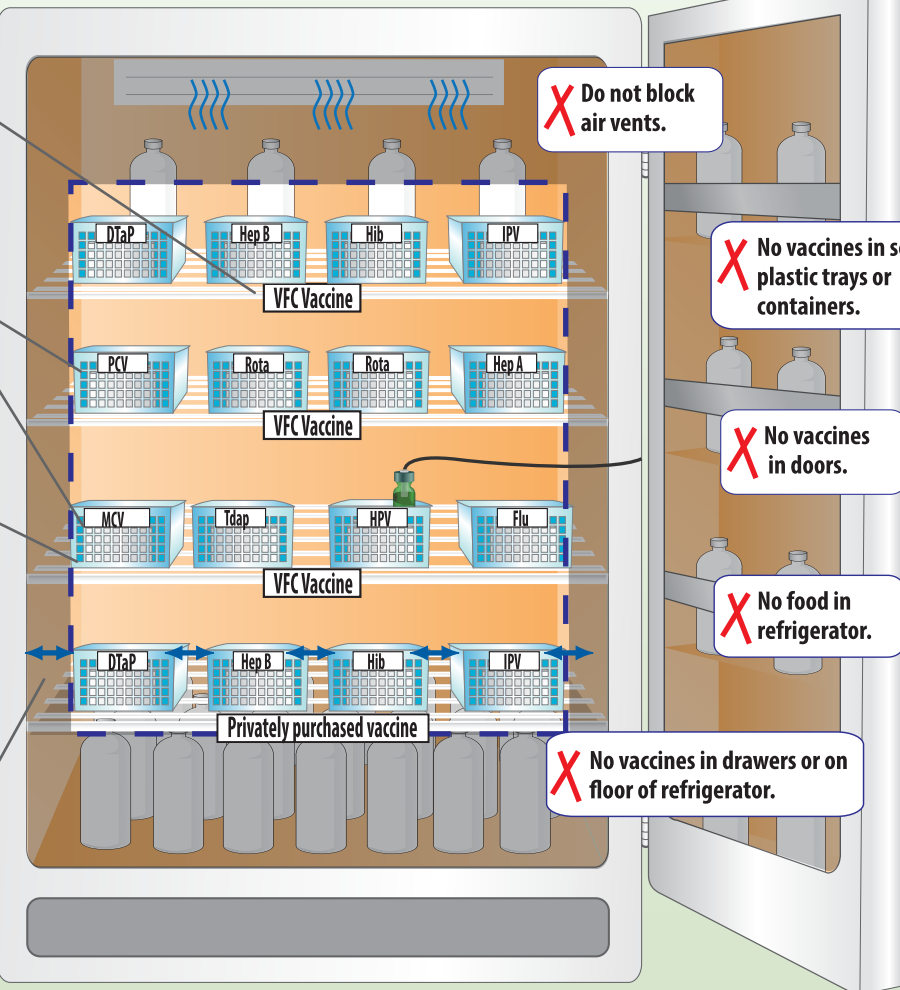
✓ Group and label vaccines by pediatric, adolescent, and adult types.

✓ Place vaccine boxes in breathable plastic mesh baskets or directly on shelves.

✓ Always keep vaccines in original boxes. Do not open the box until you are ready to use vaccines.

✓ Keep baskets 2-3 inches from walls and other baskets.

✓ Store only vaccines in vaccine storage units. If storage of medications is necessary, store below vaccines.



✗ Do not block air vents.

✗ No vaccines in solid plastic trays or containers.

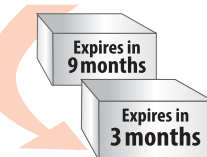
✗ No vaccines in doors.

✗ No food in refrigerator.

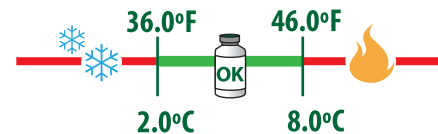
✗ No vaccines in drawers or on floor of refrigerator.

✓ Store vaccines with the earliest expiration dates to the front of the shelf.

If you have vaccines that will expire within 6 months that you will not be able to use, notify the VFC Call Center.



✓ Keep temperatures in OK range



If you have any problems with your refrigerator, keep the refrigerator door shut and contact the VFC Program at (866) 674-4807.